

# MATCH REPORT

## 2019 INTRUST SUPER CUP - ROUND 6



### TOWNSVILLE BLACKHAWKS VS REDCLIFFE DOLPHINS



#### BLACKHAWKS

| LINEUP                 | PLAYER STATS |         |        |        |
|------------------------|--------------|---------|--------|--------|
|                        | Mins         | Tackles | Metres | Points |
| 1 Zac Santo            | 80           | 4       | 142    | 0      |
| 2 Kalifa Faifai Loa    | 80           | 6       | 96     | 2      |
| 3 Tom Opacic           | 80           | 5       | 95     | 4      |
| 4 Justin O'Neill       | 80           | 12      | 61     | 8      |
| 5 Murray Taulagi       | 80           | 2       | 97     | 4      |
| 6 Kyle Laybutt         | 80           | 12      | 22     | 0      |
| 7 Michael Parker-Walsh | 80           | 7       | 28     | 0      |
| 8 Joe Boyce            | 44           | 18      | 100    | 0      |
| 9 Krys Freeman         | 74           | 29      | 56     | 4      |
| 22 Sione Lousi         | 38           | 15      | 107    | 0      |
| 11 Jake Marketo        | 80           | 17      | 137    | 0      |
| 12 Temone Power        | 65           | 16      | 122    | 0      |
| 13 Tom Gilbert         | 49           | 23      | 133    | 4      |
| 15 Kieran Quabba       | 42           | 13      | 101    | 0      |
| 16 Wiremu Greig        | 26           | 12      | 104    | 0      |
| 17 Jayden Stephens     | 31           | 7       | 93     | 0      |
| 23 Levi Dodd           | 31           | 8       | 57     | 10     |

#### TOP 3 PLAYERS STATS

|                         |     |
|-------------------------|-----|
| <b>Made Tackles</b>     |     |
| Krys Freeman            | 29  |
| Tom Gilbert             | 23  |
| Joe Boyce               | 18  |
| <b>Runs</b>             |     |
| Zac Santo               | 17  |
| Tom Gilbert             | 16  |
| Jake Marketo            | 14  |
| <b>Metres with Ball</b> |     |
| Zac Santo               | 142 |
| Jake Marketo            | 137 |
| Tom Gilbert             | 133 |
| <b>Kicks In Play</b>    |     |
| Kyle Laybutt            | 10  |
| Krys Freeman            | 5   |
| Michael Parker-Walsh    | 3   |

#### GAME DATA

**36** 2019-04-13 **6**  
JACK MANSKI OVAL

#### REFEREES

TIM RUTHERFORD

| BLA    | POINT SCORING |               | DOL    |
|--------|---------------|---------------|--------|
| Scored | Missed        |               | Missed |
| 6      |               | TRIES         | 1      |
| 4      | 2             | CONVERSIONS   | 0      |
| 2      | 0             | PENALTY GOALS | 0      |
| 0      | 0             | DROP GOALS    | 0      |

| BLA | POSSESSION % |  | DOL |
|-----|--------------|--|-----|
| 61% |              |  | 39% |

| BLA  | ATTACKING |                   | DOL  |
|------|-----------|-------------------|------|
| 173  |           | RUNS              | 114  |
| 1563 |           | RUN METRES        | 1034 |
| 6    |           | LINEBREAKS        | 2    |
| 6    |           | LINEBREAK ASSISTS | 2    |

| BLA | KICKING |                | DOL |
|-----|---------|----------------|-----|
| 18  |         | KICKS          | 11  |
| 482 |         | KICKING METRES | 284 |
| 1   |         | 40/20          | 0   |

| BLA | TACKLES |             | DOL |
|-----|---------|-------------|-----|
| 206 |         | MADE        | 313 |
| 4   |         | INEFFECTIVE | 16  |
| 19  |         | MISSED      | 20  |

| BLA | ERRORS |                   | DOL |
|-----|--------|-------------------|-----|
| 10  |        | ERRORS            | 16  |
| 7   |        | PENALTIES AGAINST | 8   |
| 0   |        | SINBIN            | 1   |
| 0   |        | SENT OFF          | 0   |

#### DOLPHINS

| PLAYER STATS | LINEUP |         |        |        |
|--------------|--------|---------|--------|--------|
|              | Mins   | Tackles | Metres | Points |
| 69           | 6      | 63      | 0      | 1      |
| 80           | 3      | 87      | 0      | 3      |
| 80           | 12     | 73      | 0      | 4      |
| 80           | 8      | 90      | 0      | 5      |
| 80           | 2      | 76      | 0      | 2      |
| 80           | 21     | 46      | 2      | 6      |
| 80           | 8      | 23      | 0      | 7      |
| 54           | 29     | 85      | 4      | 8      |
| 62           | 34     | 36      | 0      | 9      |
| 15           | 7      | 37      | 0      | 15     |
| 80           | 33     | 30      | 0      | 11     |
| 80           | 29     | 72      | 0      | 12     |
| 60           | 35     | 97      | 0      | 13     |
| 50           | 29     | 94      | 0      | 10     |
| 27           | 19     | 43      | 0      | 14     |
| 25           | 16     | 57      | 0      | 16     |
| 31           | 22     | 18      | 0      | 17     |

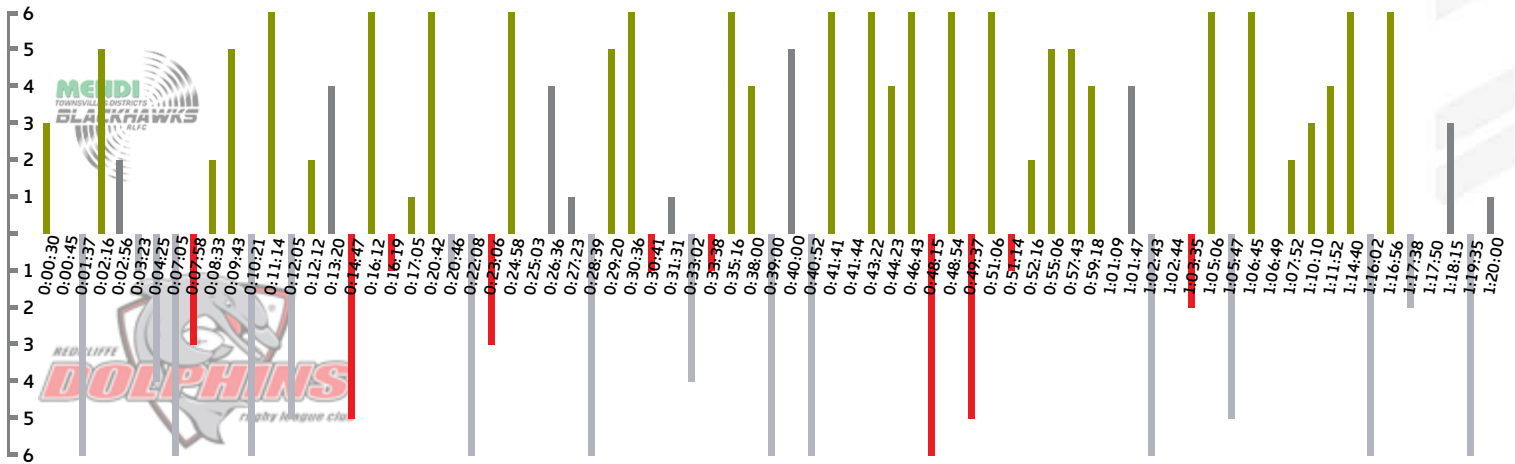
#### TOP 3 PLAYERS STATS

|                         |                |
|-------------------------|----------------|
| <b>Made Tackles</b>     |                |
| 35                      | Nathan Watts   |
| 34                      | Jake Turpin    |
| 33                      | Scott Schulte  |
| <b>Runs</b>             |                |
| 10                      | Nick Brown     |
| 10                      | Nathan Watts   |
| 9                       | James Flack    |
| <b>Metres with Ball</b> |                |
| 97                      | Nathan Watts   |
| 94                      | Nick Brown     |
| 90                      | Jeremy Hawkins |
| <b>Kicks In Play</b>    |                |
| 5                       | Cory Paix      |
| 2                       | James Flack    |
| 2                       | Bryce Donovan  |

# MATCH REPORT

## 2019 INTRUST SUPER CUP - ROUND 6

| BLACKHAWKS      |     |     |     | COMPLETIONS |              |     | DOLPHINS        |     |     |     |
|-----------------|-----|-----|-----|-------------|--------------|-----|-----------------|-----|-----|-----|
| STAT TYPE       | 1   | 2   | TOT | BLA         | COMPLETION % | DOL | STAT TYPE       | 1   | 2   | TOT |
| Complete Sets   | 14  | 17  | 31  | 74%         |              |     | Complete Sets   | 11  | 6   | 17  |
| Incomplete Sets | 7   | 4   | 11  |             |              |     | Incomplete Sets | 7   | 8   | 15  |
| Completion %    | 67% | 81% | 74% |             |              |     | Completion %    | 61% | 43% | 53% |



KEY

Complete Blackhawks (green), Incomplete Blackhawks (grey), Complete Dolphins (red), Incomplete Dolphins (grey)

| BLACKHAWKS            |          |                |          |                |                |          | RUNNING METRES |                          |     | DOLPHINS          |          |                |          |                |                |          |
|-----------------------|----------|----------------|----------|----------------|----------------|----------|----------------|--------------------------|-----|-------------------|----------|----------------|----------|----------------|----------------|----------|
| LINEUP                | ALL RUNS | ALL RUN METRES | D/H RUNS | D/H RUN METRES | P/C RUN METRES | L/E RUNS | BLA            | AVERAGE SET RUN DISTANCE | DOL | LINEUP            | ALL RUNS | ALL RUN METRES | D/H RUNS | D/H RUN METRES | P/C RUN METRES | L/E RUNS |
| Zac Santo             | 17       | 142            | 2        | 16             | 33             | 3        | 37m            |                          | 32m | Josh Beehag       | 8        | 63             | 1        | 4              | 24             | 1        |
| Kalifa Faifai Loa     | 13       | 96             | 2        | 9              | 34             | 1        |                |                          |     | Izaia Perese      | 8        | 87             | 0        | 0              | 35             | 0        |
| Tom Opacic            | 11       | 95             | 2        | 15             | 31             | 1        |                |                          |     | Aaron Whitchurch  | 6        | 73             | 0        | 0              | 25             | 0        |
| Justin O'Neill        | 7        | 61             | 1        | 10             | 15             | 0        |                |                          |     | Jeremy Hawkins    | 9        | 90             | 0        | 0              | 30             | 0        |
| Murray Taulagi        | 10       | 97             | 1        | 9              | 39             | 0        |                |                          |     | Jedidiah Simbiken | 8        | 76             | 0        | 0              | 21             | 0        |
| Kyle Laybutt          | 3        | 22             | 0        | 0              | 10             | 1        |                |                          |     | Bryce Donovan     | 7        | 46             | 0        | 0              | 10             | 5        |
| Michael Parker-Wal... | 5        | 28             | 0        | 0              | 9              | 1        |                |                          |     | Cory Paix         | 2        | 23             | 0        | 0              | 7              | 0        |
| Joe Boyce             | 10       | 100            | 0        | 0              | 49             | 0        |                |                          |     | Jordan Grant      | 9        | 85             | 0        | 0              | 31             | 0        |
| Krys Freeman          | 10       | 56             | 8        | 36             | 7              | 4        |                |                          |     | Jake Turpin       | 4        | 36             | 3        | 21             | 6              | 2        |
| Sione Lousi           | 10       | 107            | 0        | 0              | 31             | 1        |                |                          |     | Taylor Brown      | 5        | 37             | 0        | 0              | 12             | 0        |
| Jake Marketo          | 14       | 137            | 0        | 0              | 44             | 1        |                |                          |     | Scott Schulte     | 4        | 30             | 0        | 0              | 8              | 0        |
| Temone Power          | 10       | 122            | 1        | 3              | 43             | 0        |                |                          |     | James Flack       | 9        | 72             | 0        | 0              | 17             | 0        |
| Tom Gilbert           | 16       | 133            | 0        | 0              | 56             | 1        |                |                          |     | Nathan Watts      | 10       | 97             | 0        | 0              | 25             | 0        |
| Kieran Quabba         | 12       | 101            | 0        | 0              | 36             | 0        |                |                          |     | Nick Brown        | 10       | 94             | 0        | 0              | 42             | 0        |
| Wiremu Greig          | 11       | 104            | 0        | 0              | 42             | 0        |                |                          |     | Zev John          | 4        | 43             | 0        | 0              | 16             | 0        |
| Jayden Stephens       | 8        | 93             | 0        | 0              | 23             | 0        |                |                          |     | Tom Geraghty      | 6        | 57             | 0        | 0              | 11             | 0        |
| Levi Dodd             | 6        | 57             | 0        | 0              | 28             | 0        |                |                          |     | Hugh Pratt        | 5        | 18             | 4        | 12             | 0              | 3        |
|                       |          |                |          |                |                |          |                |                          |     |                   |          |                |          |                |                |          |

# MATCH REPORT

## 2019 INTRUST SUPER CUP - ROUND 6

### BLACKHAWKS

| LINEUP                | RECEIPTS | PASSES | PASSES/RUN | DUMMY PASSES | KICKS | KICK METRES | LONG KICKS SPACE |
|-----------------------|----------|--------|------------|--------------|-------|-------------|------------------|
| Zac Santo             | 25       | 12     | 0.71       | 3            | 0     | 0           | 0                |
| Kalifa Faifai Loa     | 15       | 1      | 0.08       | 0            | 0     | 0           | 0                |
| Tom Opacic            | 17       | 6      | 0.55       | 0            | 0     | 0           | 0                |
| Justin O'Neill        | 8        | 4      | 0.57       | 1            | 0     | 0           | 0                |
| Murray Taulagi        | 11       | 0      | 0          | 0            | 0     | 0           | 0                |
| Kyle Laybutt          | 39       | 27     | 9          | 7            | 10    | 235         | 1                |
| Michael Parker-Wal... | 22       | 14     | 2.8        | 2            | 3     | 47          | 0                |
| Joe Boyce             | 14       | 3      | 0.3        | 0            | 0     | 0           | 0                |
| Krys Freeman          | 115      | 105    | 10.5       | 6            | 5     | 200         | 2                |
| Sione Lousi           | 11       | 2      | 0.2        | 1            | 0     | 0           | 0                |
| Jake Marketo          | 26       | 13     | 0.93       | 2            | 0     | 0           | 0                |
| Temone Power          | 13       | 3      | 0.3        | 0            | 0     | 0           | 0                |
| Tom Gilbert           | 17       | 2      | 0.13       | 0            | 0     | 0           | 0                |
| Kieran Quabba         | 14       | 2      | 0.17       | 1            | 0     | 0           | 0                |
| Wiremu Greig          | 11       | 0      | 0          | 1            | 0     | 0           | 0                |
| Jayden Stephens       | 8        | 0      | 0          | 0            | 0     | 0           | 0                |
| Levi Dodd             | 6        | 0      | 0          | 0            | 0     | 0           | 0                |

### PASSING/KICKING

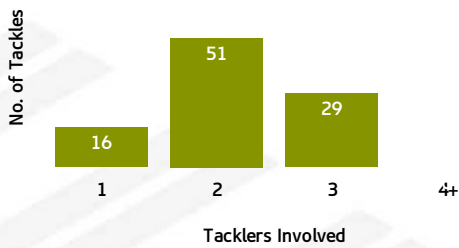
| BLA  | PASSING               | DOL  |
|------|-----------------------|------|
| 372  | RECEIPTS              | 238  |
| 194  | PASSES                | 124  |
| 7    | SHIFTS LEFT           | 8    |
| 9    | SHIFTS RIGHT          | 7    |
| 1.12 | PASSES/RUN            | 1.09 |
| 24   | DUMMY PASSES          | 10   |
| 9    | OFFLOADS              | 2    |
| BLA  | KICKING               | DOL  |
| 18   | KICKS                 | 11   |
| 482  | KICKING METRES        | 284  |
| 6    | BOMB KICKS            | 3    |
| 5    | GRUBBER KICKS         | 4    |
| 1    | CHIP KICKS            | 0    |
| 0    | CROSSFIELD KICKS      | 0    |
| 2    | FORCED DROPOUT KICKS  | 2    |
| 0    | DEAD IN GOAL KICKS    | 0    |
| 3    | LONG KICKS INTO SPACE | 2    |

### DOLPHINS

| LINEUP            | RECEIPTS | PASSES | PASSES/RUN | DUMMY PASSES | KICKS | KICK METRES | LONG KICKS SPACE |
|-------------------|----------|--------|------------|--------------|-------|-------------|------------------|
| Josh Beehag       | 11       | 2      | 0.25       | 1            | 0     | 0           | 0                |
| Izaia Perese      | 12       | 2      | 0.25       | 0            | 0     | 0           | 0                |
| Aaron Whitchurch  | 8        | 3      | 0.5        | 0            | 0     | 0           | 0                |
| Jeremy Hawkins    | 13       | 5      | 0.56       | 0            | 0     | 0           | 0                |
| Jedidiah Simbiken | 9        | 2      | 0.25       | 0            | 0     | 0           | 0                |
| Bryce Donovan     | 24       | 20     | 2.86       | 2            | 2     | 66          | 0                |
| Cory Paix         | 23       | 16     | 8          | 1            | 5     | 81          | 0                |
| Jordan Grant      | 9        | 0      | 0          | 1            | 0     | 0           | 0                |
| Jake Turpin       | 58       | 55     | 13.75      | 1            | 1     | 44          | 1                |
| Taylor Brown      | 5        | 0      | 0          | 0            | 0     | 0           | 0                |
| Scott Schulte     | 5        | 1      | 0.25       | 0            | 0     | 0           | 0                |
| James Flack       | 12       | 1      | 0.11       | 1            | 2     | 33          | 0                |
| Nathan Watts      | 11       | 1      | 0.1        | 0            | 0     | 0           | 0                |
| Nick Brown        | 10       | 0      | 0          | 1            | 0     | 0           | 0                |
| Zev John          | 4        | 0      | 0          | 0            | 0     | 0           | 0                |
| Tom Geraghty      | 6        | 0      | 0          | 1            | 0     | 0           | 0                |
| Hugh Pratt        | 18       | 16     | 3.2        | 1            | 1     | 58          | 1                |

### BLACKHAWKS

Blackhawks Tackling Breakdown

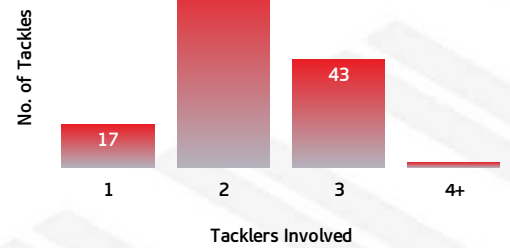


### TACKLING

| BLA | TACKLING           | DOL  |
|-----|--------------------|------|
| 206 | TACKLES MADE       | 313  |
| 4   | INEFFECTIVE        | 16   |
| 19  | MISSED             | 20   |
| 90  | EFFECTIVE TACKLE % | 89.7 |
| 16  | ONE ON ONE TACKLES | 17   |
| 51  | 2 MAN TACKLES      | 79   |
| 29  | 3 MAN TACKLES      | 43   |
| 0   | 4+ MAN TACKLES     | 2    |

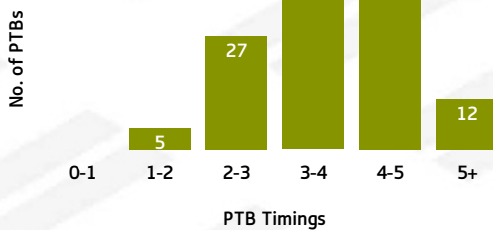
### DOLPHINS

Dolphins Tackling Breakdown



### BLACKHAWKS

Blackhawks PTB Breakdown

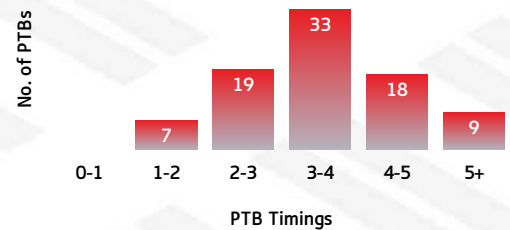


### PLAY THE BALL

| BLA | PTB (SECONDS) | DOL |
|-----|---------------|-----|
| 0   | 0-1 SECONDS   | 0   |
| 5   | 1-2 SECONDS   | 7   |
| 27  | 2-3 SECONDS   | 19  |
| 47  | 3-4 SECONDS   | 33  |
| 42  | 4-5 SECONDS   | 18  |
| 12  | 5+ SECONDS    | 9   |

### DOLPHINS

Dolphins PTB Breakdown



# MATCH REPORT

## 2019 INTRUST SUPER CUP - ROUND 6

### BLACKHAWKS

| LINEUP                | ERRORS | PENALTIES | PTB PENALTIES | GENERAL PENALTIES | F/PLAY PENALTIES | OFFSIDE PENALTIES |
|-----------------------|--------|-----------|---------------|-------------------|------------------|-------------------|
| Zac Santo             | 0      | 1         | 0             | 0                 | 1                | 0                 |
| Kalifa Faifai Loa     | 3      | 0         | 0             | 0                 | 0                | 0                 |
| Tom Opacic            | 1      | 0         | 0             | 0                 | 0                | 0                 |
| Justin O'Neill        | 0      | 0         | 0             | 0                 | 0                | 0                 |
| Murray Taulagi        | 2      | 0         | 0             | 0                 | 0                | 0                 |
| Kyle Laybutt          | 1      | 1         | 0             | 0                 | 1                | 0                 |
| Michael Parker-Wal... | 0      | 1         | 0             | 1                 | 0                | 0                 |
| Joe Boyce             | 1      | 0         | 0             | 0                 | 0                | 0                 |
| Krys Freeman          | 1      | 0         | 0             | 0                 | 0                | 0                 |
| Sione Lousi           | 0      | 0         | 0             | 0                 | 0                | 0                 |
| Jake Marketo          | 0      | 2         | 1             | 0                 | 0                | 1                 |
| Temone Power          | 1      | 2         | 1             | 0                 | 1                | 0                 |
| Tom Gilbert           | 0      | 0         | 0             | 0                 | 0                | 0                 |
| Kieran Quabba         | 0      | 0         | 0             | 0                 | 0                | 0                 |
| Wiremu Greig          | 0      | 0         | 0             | 0                 | 0                | 0                 |
| Jayden Stephens       | 0      | 0         | 0             | 0                 | 0                | 0                 |
| Levi Dodd             | 0      | 0         | 0             | 0                 | 0                | 0                 |

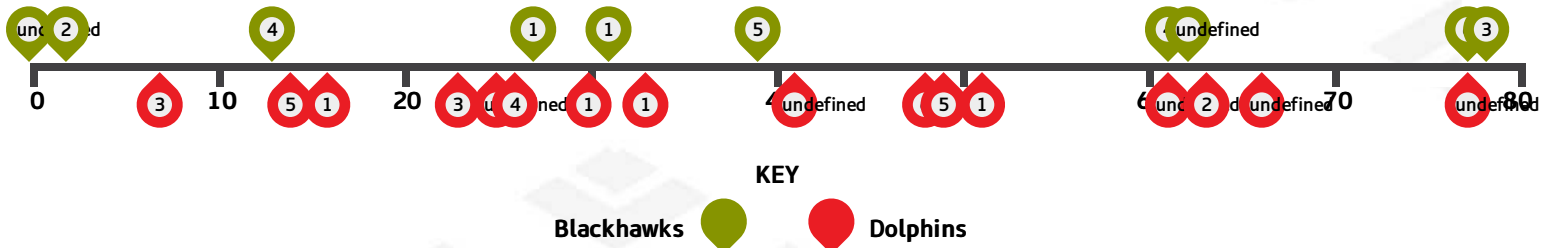
### NEGATIVE PLAY

| BLA | NEGATIVE PLAY          | DOL |
|-----|------------------------|-----|
| 10  | ERRORS                 | 16  |
| 7   | PENALTIES (TOTAL)      | 8   |
| 2   | PTB DEFENCE PENALTIES  | 5   |
| 1   | GENERAL PLAY PENALTIES | 0   |
| 3   | FOUL PLAY PENALTIES    | 2   |
| 1   | OFFSIDE PENALTIES      | 1   |
| 0   | SCRUM PENALTIES        | 0   |
| 0   | ON REPORTS             | 1   |
| 0   | SIN BINS               | 1   |
| 0   | SEND OFFS              | 0   |

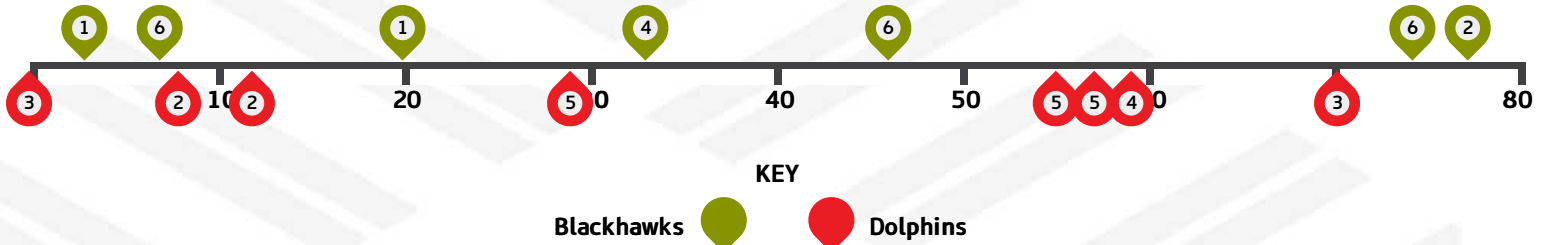
### DOLPHINS

| LINEUP            | ERRORS | PENALTIES | PTB PENALTIES | GENERAL PENALTIES | F/PLAY PENALTIES | OFFSIDE PENALTIES |
|-------------------|--------|-----------|---------------|-------------------|------------------|-------------------|
| Josh Beehag       | 2      | 1         | 1             | 0                 | 0                | 0                 |
| Izaia Perese      | 3      | 0         | 0             | 0                 | 0                | 0                 |
| Aaron Whitchurch  | 2      | 0         | 0             | 0                 | 0                | 0                 |
| Jeremy Hawkins    | 2      | 1         | 0             | 0                 | 1                | 0                 |
| Jedidiah Simbiken | 1      | 0         | 0             | 0                 | 0                | 0                 |
| Bryce Donovan     | 0      | 0         | 0             | 0                 | 0                | 0                 |
| Cory Paix         | 1      | 1         | 0             | 0                 | 0                | 1                 |
| Jordan Grant      | 0      | 0         | 0             | 0                 | 0                | 0                 |
| Jake Turpin       | 1      | 2         | 1             | 0                 | 1                | 0                 |
| Taylor Brown      | 0      | 0         | 0             | 0                 | 0                | 0                 |
| Scott Schulte     | 0      | 0         | 0             | 0                 | 0                | 0                 |
| James Flack       | 1      | 0         | 0             | 0                 | 0                | 0                 |
| Nathan Watts      | 0      | 2         | 2             | 0                 | 0                | 0                 |
| Nick Brown        | 1      | 0         | 0             | 0                 | 0                | 0                 |
| Zev John          | 0      | 0         | 0             | 0                 | 0                | 0                 |
| Tom Geraghty      | 1      | 0         | 0             | 0                 | 0                | 0                 |
| Hugh Pratt        | 1      | 1         | 1             | 0                 | 0                | 0                 |

### ERROR TIMELINE




### PENALTY TIMELINE



# MATCH REPORT


## 2019 INTRUST SUPER CUP - ROUND 6

### TOWNSVILLE BLACKHAWKS



| No | Name                 | Player Position | Minutes | Tries | Goals | Field Goals | Goal % | Points | All Runs | All Run Metres | Dummy Half Runs | Post Contact Metres | Try Assists | Linebreak Assists | Linebreaks | Tacklebreaks | Kicks | Bomb Kicks | Kicking Metres | Offloads | Tackles | Missed Tackles | Ineffective Tackles | Try Saves (post) | Try Causes | Decoys (post) | Supports (post) |
|----|----------------------|-----------------|---------|-------|-------|-------------|--------|--------|----------|----------------|-----------------|---------------------|-------------|-------------------|------------|--------------|-------|------------|----------------|----------|---------|----------------|---------------------|------------------|------------|---------------|-----------------|
| 1  | Zac Santo            | Fullback        | 80      | 0     | 0     | 0           | 0      | 0      | 17       | 142            | 2               | 33                  | 2           | 2                 | 0          | 2            | 0     | 0          | 0              | 1        | 4       | 0              | 0                   | 0                | 0          | 3             | 19              |
| 2  | Kalifa Faifai Loa    | Winger          | 80      | 0     | 1     | 0           | 33.33  | 2      | 13       | 96             | 2               | 34                  | 0           | 0                 | 0          | 2            | 0     | 0          | 0              | 2        | 6       | 0              | 0                   | 0                | 0          | 2             | 5               |
| 3  | Tom Opacic           | Centre          | 80      | 1     | 0     | 0           | 0      | 4      | 11       | 95             | 2               | 31                  | 0           | 0                 | 1          | 2            | 0     | 0          | 0              | 1        | 5       | 2              | 0                   | 0                | 0          | 5             | 10              |
| 4  | Justin O'Neill       | Centre          | 80      | 2     | 0     | 0           | 0      | 8      | 7        | 61             | 1               | 15                  | 1           | 1                 | 1          | 1            | 0     | 0          | 0              | 2        | 12      | 4              | 0                   | 0                | 0          | 3             | 10              |
| 5  | Murray Taulagi       | Winger          | 80      | 1     | 0     | 0           | 0      | 4      | 10       | 97             | 1               | 39                  | 0           | 0                 | 1          | 1            | 0     | 0          | 0              | 0        | 2       | 1              | 0                   | 0                | 0          | 1             | 8               |
| 6  | Kyle Laybutt         | Five-Eighth     | 80      | 0     | 0     | 0           | 0      | 0      | 3        | 22             | 0               | 10                  | 1           | 0                 | 0          | 0            | 10    | 4          | 235            | 0        | 12      | 1              | 0                   | 0                | 0          | 1             | 7               |
| 7  | Michael Parker-Walsh | Halfback        | 80      | 0     | 0     | 0           | 0      | 0      | 5        | 28             | 0               | 9                   | 0           | 0                 | 0          | 0            | 3     | 2          | 47             | 0        | 7       | 4              | 1                   | 0                | 1          | 1             | 19              |
| 8  | Joe Boyce            | Prop            | 44      | 0     | 0     | 0           | 0      | 0      | 10       | 100            | 0               | 49                  | 0           | 0                 | 0          | 0            | 0     | 0          | 0              | 1        | 18      | 1              | 0                   | 0                | 0          | 7             | 9               |
| 9  | Krys Freeman         | Hooker          | 74      | 1     | 0     | 0           | 0      | 4      | 10       | 56             | 8               | 7                   | 1           | 1                 | 1          | 2            | 5     | 0          | 200            | 0        | 29      | 1              | 0                   | 0                | 0          | 0             | 6               |
| 22 | Sione Lousi          | Prop            | 38      | 0     | 0     | 0           | 0      | 0      | 10       | 107            | 0               | 31                  | 0           | 0                 | 0          | 0            | 0     | 0          | 0              | 0        | 15      | 1              | 0                   | 0                | 0          | 1             | 2               |
| 11 | Jake Marketo         | 2nd Row         | 80      | 0     | 0     | 0           | 0      | 0      | 14       | 137            | 0               | 44                  | 0           | 0                 | 0          | 2            | 0     | 0          | 0              | 0        | 17      | 0              | 1                   | 0                | 0          | 4             | 5               |
| 12 | Temone Power         | 2nd Row         | 65      | 0     | 0     | 0           | 0      | 0      | 10       | 122            | 1               | 43                  | 0           | 0                 | 1          | 3            | 0     | 0          | 0              | 0        | 16      | 0              | 1                   | 0                | 0          | 3             | 3               |
| 13 | Tom Gilbert          | Lock            | 49      | 1     | 0     | 0           | 0      | 4      | 16       | 133            | 0               | 56                  | 0           | 0                 | 1          | 3            | 0     | 0          | 0              | 1        | 23      | 1              | 0                   | 0                | 0          | 4             | 5               |
| 15 | Kieran Quabba        | Interchange     | 42      | 0     | 0     | 0           | 0      | 0      | 12       | 101            | 0               | 36                  | 0           | 1                 | 0          | 0            | 0     | 0          | 0              | 0        | 13      | 0              | 0                   | 0                | 0          | 6             | 6               |
| 16 | Wiremu Greig         | Interchange     | 26      | 0     | 0     | 0           | 0      | 0      | 11       | 104            | 0               | 42                  | 0           | 0                 | 0          | 1            | 0     | 0          | 0              | 0        | 12      | 1              | 1                   | 0                | 0          | 1             | 2               |
| 17 | Jayden Stephens      | Interchange     | 31      | 0     | 0     | 0           | 0      | 0      | 8        | 93             | 0               | 23                  | 1           | 1                 | 0          | 0            | 0     | 0          | 0              | 1        | 7       | 2              | 0                   | 0                | 0          | 9             | 5               |
| 23 | Levi Dodd            | Interchange     | 31      | 0     | 5     | 0           | 100    | 10     | 6        | 57             | 0               | 28                  | 0           | 0                 | 0          | 1            | 0     | 0          | 0              | 0        | 8       | 0              | 0                   | 0                | 0          | 2             | 2               |

### REDCLIFFE DOLPHINS



| No | Name              | Player Position | Minutes | Tries | Goals | Field Goals | Goal % | Points | All Runs | All Run Metres | Dummy Half Runs | Post Contact Metres | Try Assists | Linebreak Assists | Linebreaks | Tacklebreaks | Kicks | Bomb Kicks | Kicking Metres | Offloads | Tackles | Missed Tackles | Ineffective Tackles | Try Saves (post) | Try Causes | Decoys (post) | Supports (post) |
|----|-------------------|-----------------|---------|-------|-------|-------------|--------|--------|----------|----------------|-----------------|---------------------|-------------|-------------------|------------|--------------|-------|------------|----------------|----------|---------|----------------|---------------------|------------------|------------|---------------|-----------------|
| 1  | Josh Beehag       | Fullback        | 69      | 0     | 0     | 0           | 0      | 0      | 8        | 63             | 1               | 24                  | 0           | 1                 | 0          | 1            | 0     | 0          | 0              | 0        | 6       | 2              | 1                   | 0                | 2          | 2             | 6               |
| 3  | Izaia Perese      | Winger          | 80      | 0     | 0     | 0           | 0      | 0      | 8        | 87             | 0               | 35                  | 0           | 0                 | 1          | 5            | 0     | 0          | 0              | 0        | 3       | 3              | 0                   | 0                | 2          | 1             | 3               |
| 4  | Aaron Whitchurch  | Centre          | 80      | 0     | 0     | 0           | 0      | 0      | 6        | 73             | 0               | 25                  | 0           | 0                 | 0          | 1            | 0     | 0          | 0              | 0        | 12      | 0              | 0                   | 0                | 0          | 1             | 4               |
| 5  | Jeremy Hawkins    | Centre          | 80      | 0     | 0     | 0           | 0      | 0      | 9        | 90             | 0               | 30                  | 0           | 0                 | 0          | 3            | 0     | 0          | 0              | 0        | 8       | 1              | 0                   | 0                | 1          | 1             | 5               |
| 2  | Jedidiah Simbiken | Winger          | 80      | 0     | 0     | 0           | 0      | 0      | 8        | 76             | 0               | 21                  | 0           | 0                 | 0          | 1            | 0     | 0          | 0              | 0        | 2       | 1              | 0                   | 0                | 1          | 0             | 3               |
| 6  | Bryce Donovan     | Five-Eighth     | 80      | 0     | 1     | 0           | 100    | 2      | 7        | 46             | 0               | 10                  | 0           | 0                 | 0          | 0            | 2     | 0          | 66             | 0        | 21      | 1              | 0                   | 0                | 1          | 0             | 11              |
| 7  | Cory Paix         | Halfback        | 80      | 0     | 0     | 0           | 0      | 0      | 2        | 23             | 0               | 7                   | 0           | 0                 | 0          | 0            | 5     | 3          | 81             | 0        | 8       | 4              | 1                   | 0                | 1          | 0             | 1               |
| 8  | Jordan Grant      | Prop            | 54      | 1     | 0     | 0           | 0      | 4      | 9        | 85             | 0               | 31                  | 0           | 0                 | 1          | 2            | 0     | 0          | 0              | 0        | 29      | 2              | 1                   | 0                | 0          | 6             | 6               |
| 9  | Jake Turpin       | Hooker          | 62      | 0     | 0     | 0           | 0      | 0      | 4        | 36             | 3               | 6                   | 1           | 1                 | 0          | 1            | 1     | 0          | 44             | 0        | 34      | 0              | 3                   | 0                | 1          | 0             | 0               |
| 15 | Taylor Brown      | Prop            | 15      | 0     | 0     | 0           | 0      | 0      | 5        | 37             | 0               | 12                  | 0           | 0                 | 0          | 0            | 0     | 0          | 0              | 0        | 7       | 0              | 0                   | 0                | 0          | 0             | 1               |
| 11 | Scott Schulte     | 2nd Row         | 80      | 0     | 0     | 0           | 0      | 0      | 4        | 30             | 0               | 8                   | 0           | 0                 | 0          | 2            | 0     | 0          | 0              | 0        | 33      | 1              | 2                   | 0                | 1          | 2             | 1               |
| 12 | James Flack       | 2nd Row         | 80      | 0     | 0     | 0           | 0      | 0      | 9        | 72             | 0               | 17                  | 0           | 0                 | 0          | 0            | 2     | 0          | 33             | 0        | 29      | 0              | 1                   | 0                | 1          | 3             | 8               |
| 13 | Nathan Watts      | Lock            | 60      | 0     | 0     | 0           | 0      | 0      | 10       | 97             | 0               | 25                  | 0           | 0                 | 0          | 0            | 0     | 0          | 0              | 0        | 35      | 0              | 1                   | 0                | 0          | 3             | 6               |
| 10 | Nick Brown        | Interchange     | 50      | 0     | 0     | 0           | 0      | 0      | 10       | 94             | 0               | 42                  | 0           | 0                 | 0          | 2            | 0     | 0          | 0              | 1        | 29      | 2              | 3                   | 0                | 1          | 2             | 8               |
| 14 | Zev John          | Interchange     | 27      | 0     | 0     | 0           | 0      | 0      | 4        | 43             | 0               | 16                  | 0           | 0                 | 0          | 0            | 0     | 0          | 0              | 1        | 19      | 0              | 1                   | 0                | 0          | 3             | 1               |
| 16 | Tom Geraghty      | Interchange     | 25      | 0     | 0     | 0           | 0      | 0      | 6        | 57             | 0               | 11                  | 0           | 0                 | 0          | 1            | 0     | 0          | 0              | 0        | 16      | 2              | 2                   | 0                | 1          | 2             | 1               |
| 17 | Hugh Pratt        | Interchange     | 31      | 0     | 0     | 0           | 0      | 0      | 5        | 18             | 4               | 0                   | 0           | 0                 | 0          | 0            | 1     | 0          | 58             | 0        | 22      | 1              | 0                   | 0                | 0          | 0             | 0               |