

MATCH REPORT

2018 INTRUST SUPER CUP - ROUND 20



REDCLIFFE DOLPHINS VS IPSWICH JETS



DOLPHINS

| LINEUP | PLAYER STATS | | | |
|---------------------|--------------|---------|--------|--------|
| | Mins | Tackles | Metres | Points |
| 1 Trai Fuller | 80 | 5 | 142 | 0 |
| 22 Jonus Pearson | 80 | 0 | 133 | 0 |
| 3 Kotoni Staggs | 80 | 11 | 89 | 6 |
| 4 Tom Opacic | 80 | 11 | 59 | 4 |
| 5 Josh Beehag | 80 | 6 | 81 | 0 |
| 6 Bryce Donovan | 80 | 15 | 70 | 4 |
| 7 Cameron Cullen | 80 | 8 | 37 | 0 |
| 8 James Taylor | 39 | 20 | 79 | 0 |
| 9 Jake Turpin | 53 | 37 | 14 | 0 |
| 10 Sam Anderson | 49 | 18 | 157 | 0 |
| 11 Toby Rudolf | 68 | 34 | 144 | 0 |
| 12 Scott Schulte | 80 | 30 | 70 | 0 |
| 13 Jamil Hopoate | 66 | 36 | 109 | 0 |
| 14 Aaron Whitchurch | 52 | 19 | 51 | 0 |
| 15 Samson Graham | 30 | 22 | 29 | 0 |
| 16 Tom Geraghty | 15 | 12 | 37 | 0 |
| 17 Hugh Pratt | 27 | 13 | 12 | 0 |

| TOP 3 PLAYERS STATS | |
|-------------------------|-----|
| Made Tackles | |
| Jake Turpin | 37 |
| Jamil Hopoate | 36 |
| Toby Rudolf | 34 |
| Runs | |
| Toby Rudolf | 15 |
| Sam Anderson | 14 |
| Jamil Hopoate | 12 |
| Metres with Ball | |
| Sam Anderson | 157 |
| Toby Rudolf | 144 |
| Trai Fuller | 142 |
| Kicks In Play | |
| Cameron Cullen | 6 |
| Bryce Donovan | 2 |
| Jake Turpin | 1 |

GAME DATA

14 2018-07-28 **15**
DOLPHIN STADIUM

REFEREES

TYSON BROUGH
JARROD COLE

| DOL | | POINT SCORING | | JET | |
|--------|--------|---------------|--|--------|--------|
| Scored | Missed | | | Missed | Scored |
| 2 | | TRIES | | 2 | |
| 2 | 0 | CONVERSIONS | | 1 | 1 |
| 1 | 0 | PENALTY GOALS | | 0 | 2 |
| 0 | 0 | DROP GOALS | | 1 | 1 |

| DOL | | POSSESSION % | | JET | |
|-----|--|--------------|--|-----|--|
| 41% | | | | 59% | |

| DOL | | ATTACKING | | JET | |
|------|--|-------------------|--|------|--|
| 126 | | RUNS | | 167 | |
| 1320 | | RUN METRES | | 1336 | |
| 5 | | LINEBREAKS | | 4 | |
| 4 | | LINEBREAK ASSISTS | | 2 | |

| DOL | | KICKING | | JET | |
|-----|--|----------------|--|-----|--|
| 9 | | KICKS | | 16 | |
| 249 | | KICKING METRES | | 333 | |
| 0 | | 40/20 | | 0 | |

| DOL | | TACKLES | | JET | |
|-----|--|-------------|--|-----|--|
| 297 | | MADE | | 219 | |
| 23 | | INEFFECTIVE | | 3 | |
| 35 | | MISSED | | 42 | |

| DOL | | ERRORS | | JET | |
|-----|--|-------------------|--|-----|--|
| 16 | | ERRORS | | 14 | |
| 11 | | PENALTIES AGAINST | | 5 | |
| 0 | | SINBIN | | 0 | |
| 0 | | SENT OFF | | 0 | |

JETS

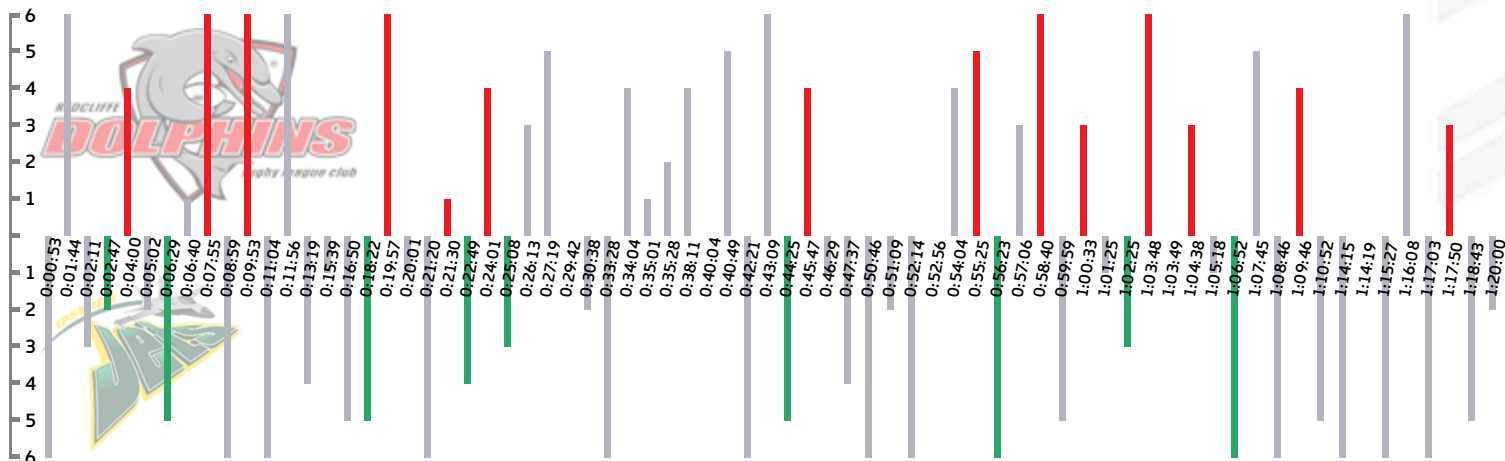
| PLAYER STATS | LINEUP | | | |
|--------------|--------|---------|--------|-----------------------|
| | Mins | Tackles | Metres | Points |
| 80 | 5 | 79 | 0 | 1 Michael Purcell |
| 80 | 2 | 58 | 14 | 2 Marmin Barba |
| 80 | 8 | 144 | 0 | 3 Richard Pandia |
| 80 | 13 | 95 | 0 | 4 Isimeeli Hafoka |
| 80 | 2 | 51 | 0 | 5 Wes Conlon |
| 80 | 11 | 3 | 0 | 6 Chris Ash |
| 80 | 17 | 2 | 0 | 7 Dane Phillips |
| 48 | 14 | 160 | 0 | 8 Tyson Lofipo |
| 65 | 13 | 124 | 0 | 9 Jayden Connors |
| 80 | 41 | 137 | 0 | 10 Nathaniel Neale |
| 41 | 9 | 60 | 0 | 17 Billy McConnachie |
| 80 | 22 | 141 | 0 | 12 Ben White |
| 47 | 12 | 129 | 0 | 13 Ben Shea |
| 36 | 22 | 45 | 0 | 11 Rowan Winterfield |
| 18 | 4 | 9 | 1 | 14 Samuel Caslick |
| 32 | 9 | 54 | 0 | 16 Fakahoko Teutau |
| 33 | 15 | 36 | 0 | 19 Mitchell Carpenter |

| TOP 3 PLAYERS STATS | |
|-------------------------|-------------------|
| Made Tackles | |
| 41 | Nathaniel Neale |
| 22 | Rowan Winterfield |
| 22 | Ben White |
| Runs | |
| 21 | Richard Pandia |
| 18 | Ben White |
| 17 | Nathaniel Neale |
| Metres with Ball | |
| 160 | Tyson Lofipo |
| 144 | Richard Pandia |
| 141 | Ben White |
| Kicks In Play | |
| 8 | Dane Phillips |
| 4 | Wes Conlon |
| 2 | Marmin Barba |

MATCH REPORT

2018 INTRUST SUPER CUP - ROUND 20

| DOLPHINS | | | | COMPLETIONS | | | JETS | | | |
|-----------------|-----|-----|-----|-------------|--------------|-----|---------------|-----------------|-----|-----|
| STAT TYPE | 1 | 2 | TOT | DOL | COMPLETION % | JET | STAT TYPE | 1 | 2 | TOT |
| Complete Sets | 9 | 6 | 15 | 48% | | | Complete Sets | 12 | 16 | 28 |
| Incomplete Sets | 7 | 9 | 16 | | | | 70% | Incomplete Sets | 5 | 7 |
| Completion % | 56% | 40% | 48% | | | | Completion % | 71% | 70% | 70% |



KEY

Complete
Incomplete

Dolphins
Dolphins

Jets
Jets

Complete
Incomplete

| DOLPHINS | | | | | | | RUNNING METRES | | | | JETS | | | | | | |
|----------|----------|----------------|----------|----------------|----------------|----------|----------------|--------------------------|-----|--------|----------|----------------|----------|----------------|----------------|----------|--|
| LINEUP | ALL RUNS | ALL RUN METRES | D/H RUNS | D/H RUN METRES | P/C RUN METRES | L/E RUNS | DOL | AVERAGE SET RUN DISTANCE | JET | LINEUP | ALL RUNS | ALL RUN METRES | D/H RUNS | D/H RUN METRES | P/C RUN METRES | L/E RUNS | |

| | | | | | | | | | | | | | | | | |
|-----------------|----|-----|---|----|----|---|-----|--------------------|-----|--------------------|----|-----|---|----|----|---|
| Trai Fuller | 12 | 142 | 0 | 0 | 38 | 0 | 43m | | 33m | Michael Purcell | 9 | 79 | 5 | 62 | 15 | 0 |
| Jonus Pearson | 10 | 133 | 1 | 9 | 28 | 1 | | | | Richard Pandia | 21 | 144 | 3 | 27 | 53 | 0 |
| Kotoni Staggs | 8 | 89 | 1 | 14 | 32 | 0 | DOL | ALL RUN (M) | JET | Isimeeli Hafoka | 12 | 95 | 1 | 10 | 30 | 1 |
| Tom Opacic | 8 | 59 | 2 | 6 | 22 | 0 | 356 | BACK THREE | 188 | Wes Conlon | 9 | 51 | 6 | 43 | 7 | 3 |
| Josh Beehag | 7 | 81 | 2 | 23 | 32 | 0 | 148 | CENTRES | 239 | Chris Ash | 4 | 3 | 0 | 0 | 0 | 2 |
| Bryce Donovan | 7 | 70 | 1 | 19 | 17 | 2 | 107 | HALVES | 5 | Dane Phillips | 1 | 2 | 0 | 0 | 1 | 0 |
| Cameron Cullen | 6 | 37 | 0 | 0 | 6 | 2 | 323 | EDGE FORWARDS/LOCK | 330 | Tyson Lofipo | 15 | 160 | 0 | 0 | 56 | 0 |
| James Taylor | 7 | 79 | 0 | 0 | 33 | 0 | 236 | PROPS | 297 | Jayden Connors | 14 | 124 | 6 | 49 | 31 | 1 |
| Jake Turpin | 2 | 14 | 2 | 14 | 1 | 0 | 14 | HOOKEER | 124 | Nathaniel Neale | 17 | 137 | 0 | 0 | 54 | 0 |
| Sam Anderson | 14 | 157 | 0 | 0 | 62 | 0 | 129 | INTERCHANGE | 144 | Billy McConnachie | 9 | 60 | 0 | 0 | 17 | 0 |
| Toby Rudolf | 15 | 144 | 0 | 0 | 57 | 1 | DOL | DUMMY HALF (M) | JET | Ben White | 18 | 141 | 0 | 0 | 40 | 0 |
| Scott Schulte | 6 | 70 | 0 | 0 | 22 | 0 | 32 | BACK THREE | 105 | Ben Shea | 15 | 129 | 0 | 0 | 46 | 0 |
| Jamil Hopoate | 12 | 109 | 0 | 0 | 32 | 2 | 20 | CENTRES | 37 | Rowan Winterfield | 5 | 45 | 0 | 0 | 19 | 0 |
| Aaron Witchurch | 5 | 51 | 0 | 0 | 24 | 0 | 19 | HALVES | 0 | Samuel Caslick | 3 | 9 | 1 | 6 | 3 | 0 |
| Samson Graham | 3 | 29 | 0 | 0 | 11 | 0 | 0 | EDGE FORWARDS/LOCK | 0 | Fakahoko Teutau | 9 | 54 | 0 | 0 | 18 | 0 |
| Tom Geraghty | 3 | 37 | 0 | 0 | 14 | 0 | 0 | PROPS | 0 | Mitchell Carpenter | 3 | 36 | 0 | 0 | 16 | 0 |
| Hugh Pratt | 1 | 12 | 0 | 0 | 0 | 1 | 14 | HOOKEER | 49 | | | | | | | |
| | | | | | | | 0 | INTERCHANGE | 6 | | | | | | | |

MATCH REPORT

2018 INTRUST SUPER CUP - ROUND 20

DOLPHINS PASSING/KICKING JETS

| LINEUP | RECEIPTS | PASSES | PASSES/RUN | DUMMY PASSES | KICKS | KICK METRES | LONG KICKS | SPACE |
|------------------|----------|--------|------------|--------------|-------|-------------|------------|-------|
| Trai Fuller | 14 | 3 | 0.25 | 2 | 0 | 0 | 0 | 0 |
| Jonus Pearson | 13 | 3 | 0.3 | 1 | 0 | 0 | 0 | 0 |
| Kotoni Staggs | 11 | 2 | 0.25 | 1 | 0 | 0 | 0 | 0 |
| Tom Opacic | 10 | 3 | 0.38 | 0 | 0 | 0 | 0 | 0 |
| Josh Beehag | 10 | 2 | 0.29 | 1 | 0 | 0 | 0 | 0 |
| Bryce Donovan | 23 | 16 | 2.29 | 4 | 2 | 37 | 0 | 0 |
| Cameron Cullen | 27 | 18 | 3 | 5 | 6 | 154 | 0 | 0 |
| James Taylor | 7 | 0 | 0 | 0 | 0 | 0 | 0 | 0 |
| Jake Turpin | 52 | 51 | 25.5 | 3 | 1 | 57 | 1 | 1 |
| Sam Anderson | 15 | 1 | 0.07 | 0 | 0 | 0 | 0 | 0 |
| Toby Rudolf | 15 | 2 | 0.13 | 1 | 0 | 0 | 0 | 0 |
| Scott Schulte | 8 | 1 | 0.17 | 0 | 0 | 0 | 0 | 0 |
| Jamil Hopoate | 18 | 8 | 0.67 | 1 | 0 | 0 | 0 | 0 |
| Aaron Whitchurch | 5 | 0 | 0 | 0 | 0 | 0 | 0 | 0 |
| Samson Graham | 3 | 0 | 0 | 0 | 0 | 0 | 0 | 0 |
| Tom Geraghty | 3 | 0 | 0 | 0 | 0 | 0 | 0 | 0 |
| Hugh Pratt | 33 | 32 | 32 | 2 | 0 | 0 | 0 | 0 |

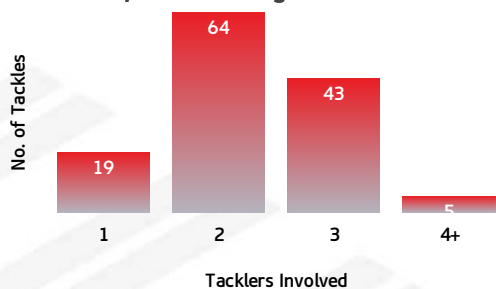
| DOL | PASSING | JET |
|------|--------------|------|
| 267 | RECEIPTS | 343 |
| 142 | PASSES | 171 |
| 11 | SHIFTS LEFT | 9 |
| 1 | SHIFTS RIGHT | 6 |
| 1.13 | PASSES/RUN | 1.02 |
| 21 | DUMMY PASSES | 43 |
| 3 | OFFLOADS | 16 |

| DOL | KICKING | JET |
|-----|-----------------------|-----|
| 9 | KICKS | 16 |
| 249 | KICKING METRES | 333 |
| 4 | BOMB KICKS | 5 |
| 1 | GRUBBER KICKS | 5 |
| 0 | CHIP KICKS | 2 |
| 0 | CROSSFIELD KICKS | 0 |
| 0 | FORCED DROPOUT KICKS | 1 |
| 0 | DEAD IN GOAL KICKS | 0 |
| 1 | LONG KICKS INTO SPACE | 2 |

| LINEUP | RECEIPTS | PASSES | PASSES/RUN | DUMMY PASSES | KICKS | KICK METRES | LONG KICKS | SPACE |
|--------------------|----------|--------|------------|--------------|-------|-------------|------------|-------|
| Michael Purcell | 26 | 16 | 1.78 | 2 | 0 | 0 | 0 | 0 |
| Marmin Barba | 11 | 5 | 1.67 | 0 | 2 | 30 | 0 | 0 |
| Richard Pandia | 21 | 1 | 0.05 | 2 | 0 | 0 | 0 | 0 |
| Isimeeli Hafoka | 18 | 9 | 0.75 | 4 | 0 | 0 | 0 | 0 |
| Wes Conlon | 47 | 40 | 4.44 | 5 | 4 | 111 | 1 | 1 |
| Chris Ash | 27 | 24 | 6 | 6 | 1 | 18 | 0 | 0 |
| Dane Phillips | 39 | 31 | 31 | 5 | 8 | 140 | 1 | 1 |
| Tyson Lofipo | 15 | 0 | 0 | 0 | 0 | 0 | 0 | 0 |
| Jayden Connors | 50 | 36 | 2.57 | 10 | 1 | 32 | 0 | 0 |
| Nathaniel Neale | 17 | 0 | 0 | 3 | 0 | 0 | 0 | 0 |
| Billy McConnachie | 10 | 0 | 0 | 0 | 0 | 0 | 0 | 0 |
| Ben White | 22 | 5 | 0.28 | 3 | 0 | 0 | 0 | 0 |
| Ben Shea | 16 | 1 | 0.07 | 1 | 0 | 0 | 0 | 0 |
| Rowan Winterfield | 5 | 0 | 0 | 0 | 0 | 0 | 0 | 0 |
| Samuel Caslick | 4 | 1 | 0.33 | 1 | 0 | 0 | 0 | 0 |
| Fakahoko Teutau | 10 | 1 | 0.11 | 1 | 0 | 0 | 0 | 0 |
| Mitchell Carpenter | 5 | 1 | 0.33 | 0 | 0 | 0 | 0 | 0 |

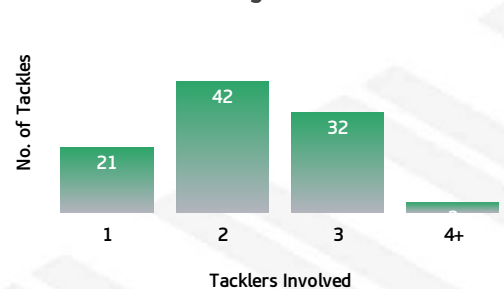
DOLPHINS TACKLING JETS

Dolphins Tackling Breakdown



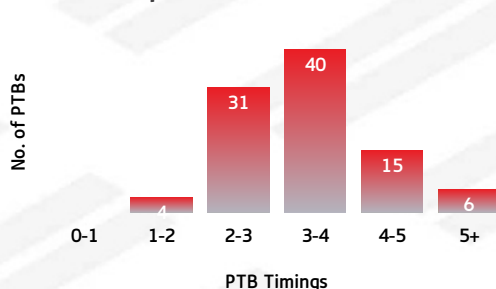
| DOL | TACKLING | JET |
|------|--------------------|-----|
| 297 | TACKLES MADE | 219 |
| 23 | INEFFECTIVE | 3 |
| 35 | MISSED | 42 |
| 83.7 | EFFECTIVE TACKLE % | 83 |
| 19 | ONE ON ONE TACKLES | 21 |
| 64 | 2 MAN TACKLES | 42 |
| 43 | 3 MAN TACKLES | 32 |
| 5 | 4+ MAN TACKLES | 3 |

Jets Tackling Breakdown



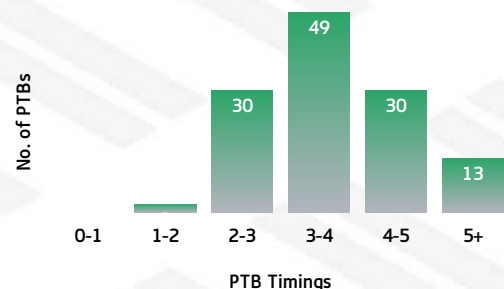
DOLPHINS PLAY THE BALL JETS

Dolphins PTB Breakdown



| DOL | PTB (SECONDS) | JET |
|-----|---------------|-----|
| 0 | 0-1 SECONDS | 0 |
| 4 | 1-2 SECONDS | 2 |
| 31 | 2-3 SECONDS | 30 |
| 40 | 3-4 SECONDS | 49 |
| 15 | 4-5 SECONDS | 30 |
| 6 | 5+ SECONDS | 13 |

Jets PTB Breakdown

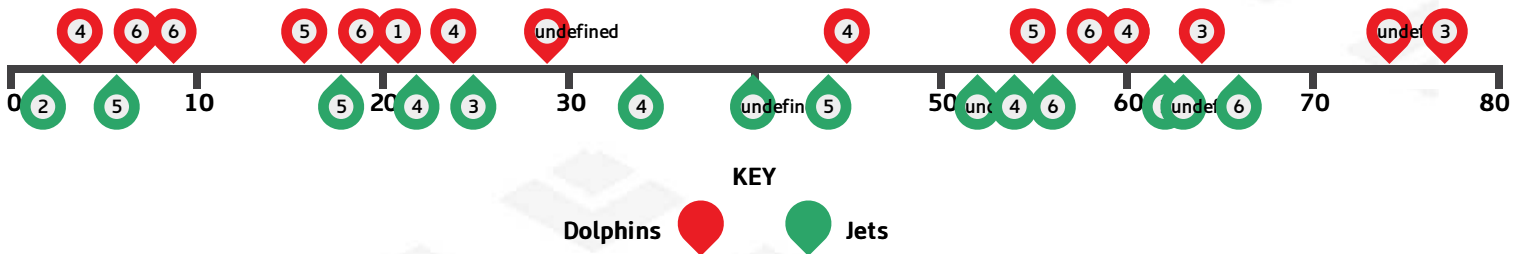


MATCH REPORT

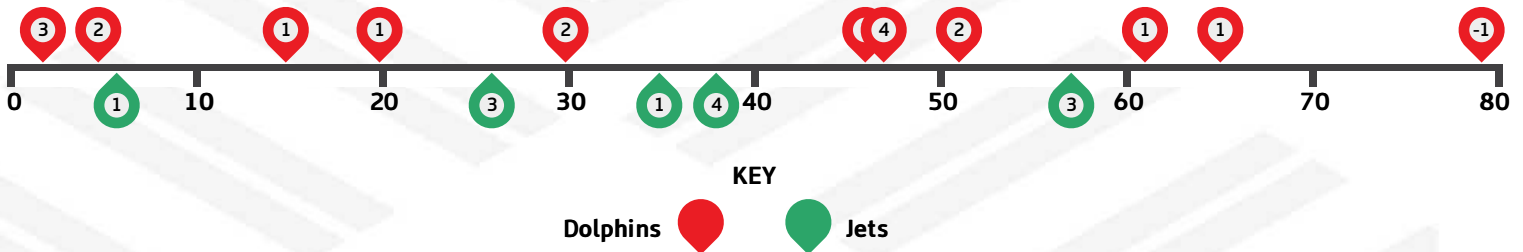
2018 INTRUST SUPER CUP - ROUND 20

| DOLPHINS | | | | | | | | NEGATIVE PLAY | | | JETS | | | | | | | |
|------------------|--------|-----------|---------------|-------------------|------------------|-------------------|--|---------------|------------------------|-----|--------------------|--------|-----------|---------------|-------------------|------------------|-------------------|--|
| LINEUP | ERRORS | PENALTIES | PTB PENALTIES | GENERAL PENALTIES | F/PLAY PENALTIES | OFFSIDE PENALTIES | | DOL | NEGATIVE PLAY | JET | LINEUP | ERRORS | PENALTIES | PTB PENALTIES | GENERAL PENALTIES | F/PLAY PENALTIES | OFFSIDE PENALTIES | |
| Trai Fuller | 2 | 2 | 2 | 0 | 0 | 0 | | 16 | ERRORS | 14 | Michael Purcell | 2 | 0 | 0 | 0 | 0 | 0 | |
| Jonus Pearson | 5 | 0 | 0 | 0 | 0 | 0 | | 11 | PENALTIES (TOTAL) | 5 | Marmin Barba | 1 | 0 | 0 | 0 | 0 | 0 | |
| Kotoni Staggs | 2 | 0 | 0 | 0 | 0 | 0 | | 4 | PTB DEFENCE PENALTIES | 3 | Richard Pandia | 1 | 0 | 0 | 0 | 0 | 0 | |
| Tom Opacic | 3 | 0 | 0 | 0 | 0 | 0 | | 1 | GENERAL PLAY PENALTIES | 0 | Isimeeli Hafoka | 1 | 0 | 0 | 0 | 0 | 0 | |
| Josh Beehag | 1 | 0 | 0 | 0 | 0 | 0 | | 3 | FOUL PLAY PENALTIES | 1 | Wes Conlon | 1 | 0 | 0 | 0 | 0 | 0 | |
| Bryce Donovan | 0 | 1 | 0 | 1 | 0 | 0 | | 3 | OFFSIDE PENALTIES | 1 | Chris Ash | 0 | 1 | 0 | 0 | 1 | 0 | |
| Cameron Cullen | 0 | 1 | 1 | 0 | 0 | 0 | | 0 | SCRUM PENALTIES | 0 | Dane Phillips | 1 | 0 | 0 | 0 | 0 | 0 | |
| James Taylor | 0 | 0 | 0 | 0 | 0 | 0 | | 0 | ON REPORTS | 0 | Tyson Lofipo | 0 | 0 | 0 | 0 | 0 | 0 | |
| Jake Turpin | 0 | 2 | 0 | 0 | 0 | 2 | | 0 | SIN BINS | 0 | Jayden Connors | 3 | 1 | 0 | 0 | 0 | 1 | |
| Sam Anderson | 1 | 0 | 0 | 0 | 0 | 0 | | 0 | SEND OFFS | 0 | Nathaniel Neale | 0 | 2 | 2 | 0 | 0 | 0 | |
| Toby Rudolf | 0 | 0 | 0 | 0 | 0 | 0 | | 0 | | 0 | Billy McConnachie | 1 | 1 | 1 | 0 | 0 | 0 | |
| Scott Schulte | 1 | 0 | 0 | 0 | 0 | 0 | | 0 | | 0 | Ben White | 1 | 0 | 0 | 0 | 0 | 0 | |
| Jamil Hopoate | 1 | 1 | 0 | 0 | 1 | 0 | | 0 | | 0 | Ben Shea | 0 | 0 | 0 | 0 | 0 | 0 | |
| Aaron Whitchurch | 0 | 0 | 0 | 0 | 0 | 0 | | 0 | | 0 | Rowan Winterfield | 0 | 0 | 0 | 0 | 0 | 0 | |
| Samson Graham | 0 | 2 | 0 | 0 | 1 | 1 | | 0 | | 0 | Samuel Caslick | 0 | 0 | 0 | 0 | 0 | 0 | |
| Tom Geraghty | 0 | 1 | 0 | 0 | 1 | 0 | | 0 | | 0 | Fakahoko Teutau | 1 | 0 | 0 | 0 | 0 | 0 | |
| Hugh Pratt | 0 | 1 | 1 | 0 | 0 | 0 | | 0 | | 0 | Mitchell Carpenter | 1 | 0 | 0 | 0 | 0 | 0 | |

ERROR TIMELINE



PENALTY TIMELINE



MATCH REPORT

2018 INTRUST SUPER CUP - ROUND 20

REDCLIFFE DOLPHINS



| No | Name | Player Position | Minutes | Tries | Goals | Field Goals | Goal % | Points | All Runs | All Run Metres | Dummy Half Runs | Post Contact Metres | Try Assists | Linebreak Assists | Linebreaks | Tacklebreaks | Kicks | Bomb Kicks | Kicking Metres | Offloads | Tackles | Missed Tackles | Ineffective Tackles | Try Saves (post) | Try Causes | Decoys (post) | Supports (post) |
|----|------------------|-----------------|---------|-------|-------|-------------|--------|--------|----------|----------------|-----------------|---------------------|-------------|-------------------|------------|--------------|-------|------------|----------------|----------|---------|----------------|---------------------|------------------|------------|---------------|-----------------|
| 1 | Trai Fuller | Fullback | 80 | 0 | 0 | 0 | 0 | 0 | 12 | 142 | 0 | 38 | 0 | 0 | 0 | 10 | 0 | 0 | 0 | 0 | 5 | 1 | 0 | 0 | 0 | 4 | 9 |
| 22 | Jonus Pearson | Winger | 80 | 0 | 0 | 0 | 0 | 0 | 10 | 133 | 1 | 28 | 0 | 0 | 1 | 0 | 0 | 0 | 0 | 0 | 0 | 0 | 0 | 0 | 0 | 1 | 8 |
| 3 | Kotoni Staggs | Centre | 80 | 0 | 3 | 0 | 100 | 6 | 8 | 89 | 1 | 32 | 0 | 0 | 0 | 3 | 0 | 0 | 0 | 0 | 11 | 0 | 1 | 0 | 0 | 1 | 7 |
| 4 | Tom Opacic | Centre | 80 | 1 | 0 | 0 | 0 | 4 | 8 | 59 | 2 | 22 | 0 | 1 | 1 | 1 | 0 | 0 | 0 | 1 | 11 | 0 | 1 | 0 | 0 | 1 | 6 |
| 5 | Josh Beehag | Winger | 80 | 0 | 0 | 0 | 0 | 0 | 7 | 81 | 2 | 32 | 0 | 0 | 0 | 2 | 0 | 0 | 0 | 0 | 6 | 0 | 0 | 0 | 1 | 1 | 10 |
| 6 | Bryce Donovan | Five-Eighth | 80 | 1 | 0 | 0 | 0 | 4 | 7 | 70 | 1 | 17 | 0 | 1 | 1 | 2 | 2 | 1 | 37 | 0 | 15 | 2 | 0 | 0 | 0 | 1 | 12 |
| 7 | Cameron Cullen | Halfback | 80 | 0 | 0 | 0 | 0 | 0 | 6 | 37 | 0 | 6 | 1 | 2 | 0 | 0 | 6 | 3 | 154 | 1 | 8 | 2 | 1 | 0 | 0 | 1 | 9 |
| 8 | James Taylor | Prop | 39 | 0 | 0 | 0 | 0 | 0 | 7 | 79 | 0 | 33 | 0 | 0 | 0 | 3 | 0 | 0 | 0 | 0 | 20 | 5 | 4 | 0 | 0 | 5 | 3 |
| 9 | Jake Turpin | Hooker | 53 | 0 | 0 | 0 | 0 | 0 | 2 | 14 | 2 | 1 | 0 | 0 | 0 | 0 | 1 | 0 | 57 | 0 | 37 | 1 | 3 | 0 | 0 | 0 | 3 |
| 10 | Sam Anderson | Prop | 49 | 0 | 0 | 0 | 0 | 0 | 14 | 157 | 0 | 62 | 0 | 0 | 0 | 2 | 0 | 0 | 0 | 0 | 18 | 5 | 4 | 0 | 0 | 1 | 4 |
| 11 | Toby Rudolf | 2nd Row | 68 | 0 | 0 | 0 | 0 | 0 | 15 | 144 | 0 | 57 | 0 | 0 | 1 | 8 | 0 | 0 | 0 | 0 | 34 | 4 | 1 | 0 | 0 | 5 | 3 |
| 12 | Scott Schulte | 2nd Row | 80 | 0 | 0 | 0 | 0 | 0 | 6 | 70 | 0 | 22 | 0 | 0 | 1 | 7 | 0 | 0 | 0 | 1 | 30 | 4 | 1 | 0 | 1 | 1 | 5 |
| 13 | Jamil Hopoate | Lock | 66 | 0 | 0 | 0 | 0 | 0 | 12 | 109 | 0 | 32 | 0 | 0 | 0 | 3 | 0 | 0 | 0 | 0 | 36 | 5 | 2 | 0 | 0 | 3 | 12 |
| 14 | Aaron Whitchurch | Interchange | 52 | 0 | 0 | 0 | 0 | 0 | 5 | 51 | 0 | 24 | 0 | 0 | 0 | 1 | 0 | 0 | 0 | 0 | 19 | 3 | 2 | 0 | 0 | 4 | 2 |
| 15 | Samson Graham | Interchange | 30 | 0 | 0 | 0 | 0 | 0 | 3 | 29 | 0 | 11 | 0 | 0 | 0 | 0 | 0 | 0 | 0 | 0 | 22 | 1 | 1 | 0 | 0 | 2 | 4 |
| 16 | Tom Geraghty | Interchange | 15 | 0 | 0 | 0 | 0 | 0 | 3 | 37 | 0 | 14 | 0 | 0 | 0 | 0 | 0 | 0 | 0 | 0 | 12 | 0 | 1 | 0 | 0 | 3 | 3 |
| 17 | Hugh Pratt | Interchange | 27 | 0 | 0 | 0 | 0 | 0 | 1 | 12 | 0 | 0 | 0 | 0 | 0 | 0 | 0 | 0 | 0 | 0 | 13 | 2 | 1 | 0 | 0 | 0 | 2 |

IPSWICH JETS



| No | Name | Player Position | Minutes | Tries | Goals | Field Goals | Goal % | Points | All Runs | All Run Metres | Dummy Half Runs | Post Contact Metres | Try Assists | Linebreak Assists | Linebreaks | Tacklebreaks | Kicks | Bomb Kicks | Kicking Metres | Offloads | Tackles | Missed Tackles | Ineffective Tackles | Try Saves (post) | Try Causes | Decoys (post) | Supports (post) |
|----|--------------------|-----------------|---------|-------|-------|-------------|--------|--------|----------|----------------|-----------------|---------------------|-------------|-------------------|------------|--------------|-------|------------|----------------|----------|---------|----------------|---------------------|------------------|------------|---------------|-----------------|
| 1 | Michael Purcell | Fullback | 80 | 0 | 0 | 0 | 0 | 0 | 9 | 79 | 5 | 15 | 0 | 0 | 1 | 6 | 0 | 0 | 0 | 1 | 5 | 0 | 1 | 0 | 0 | 3 | 8 |
| 2 | Marmin Barba | Winger | 80 | 2 | 3 | 0 | 75 | 14 | 3 | 58 | 0 | 5 | 0 | 0 | 2 | 0 | 2 | 1 | 30 | 0 | 2 | 0 | 0 | 0 | 0 | 1 | 8 |
| 3 | Richard Pandia | Centre | 80 | 0 | 0 | 0 | 0 | 0 | 21 | 144 | 3 | 53 | 0 | 0 | 0 | 3 | 0 | 0 | 0 | 1 | 8 | 1 | 0 | 0 | 1 | 1 | 11 |
| 4 | Isimeeli Hafoka | Centre | 80 | 0 | 0 | 0 | 0 | 0 | 12 | 95 | 1 | 30 | 1 | 1 | 0 | 0 | 0 | 0 | 0 | 0 | 13 | 5 | 0 | 0 | 0 | 2 | 4 |
| 5 | Wes Conlon | Winger | 80 | 0 | 0 | 0 | 0 | 0 | 9 | 51 | 6 | 7 | 0 | 0 | 0 | 2 | 4 | 0 | 111 | 0 | 2 | 1 | 0 | 0 | 1 | 0 | 6 |
| 6 | Chris Ash | Five-Eighth | 80 | 0 | 0 | 0 | 0 | 0 | 4 | 3 | 0 | 0 | 0 | 0 | 0 | 0 | 1 | 0 | 18 | 0 | 11 | 6 | 0 | 0 | 0 | 6 | 6 |
| 7 | Dane Phillips | Halfback | 80 | 0 | 0 | 0 | 0 | 0 | 1 | 2 | 0 | 1 | 0 | 0 | 0 | 0 | 8 | 4 | 140 | 1 | 17 | 3 | 0 | 0 | 0 | 7 | 10 |
| 8 | Tyson Lofipo | Prop | 48 | 0 | 0 | 0 | 0 | 0 | 15 | 160 | 0 | 56 | 0 | 0 | 0 | 5 | 0 | 0 | 0 | 2 | 14 | 1 | 1 | 0 | 0 | 6 | 0 |
| 9 | Jayden Connors | Hooker | 65 | 0 | 0 | 0 | 0 | 0 | 14 | 124 | 6 | 31 | 0 | 0 | 1 | 9 | 1 | 0 | 32 | 2 | 13 | 7 | 0 | 0 | 0 | 1 | 1 |
| 10 | Nathaniel Neale | Prop | 80 | 0 | 0 | 0 | 0 | 0 | 17 | 137 | 0 | 54 | 0 | 0 | 0 | 2 | 0 | 0 | 0 | 2 | 41 | 1 | 0 | 0 | 0 | 3 | 6 |
| 17 | Billy McConnachie | 2nd Row | 41 | 0 | 0 | 0 | 0 | 0 | 9 | 60 | 0 | 17 | 0 | 0 | 0 | 3 | 0 | 0 | 0 | 0 | 9 | 3 | 0 | 0 | 0 | 7 | 4 |
| 12 | Ben White | 2nd Row | 80 | 0 | 0 | 0 | 0 | 0 | 18 | 141 | 0 | 40 | 1 | 1 | 0 | 2 | 0 | 0 | 0 | 1 | 22 | 5 | 0 | 0 | 1 | 3 | 9 |
| 13 | Ben Shea | Lock | 47 | 0 | 0 | 0 | 0 | 0 | 15 | 129 | 0 | 46 | 0 | 0 | 0 | 0 | 0 | 0 | 0 | 2 | 12 | 2 | 0 | 0 | 0 | 0 | 2 |
| 11 | Rowan Winterfield | Interchange | 36 | 0 | 0 | 0 | 0 | 0 | 5 | 45 | 0 | 19 | 0 | 0 | 0 | 0 | 0 | 0 | 0 | 1 | 22 | 2 | 0 | 0 | 1 | 4 | 5 |
| 14 | Samuel Caslick | Interchange | 18 | 0 | 0 | 1 | 0 | 1 | 3 | 9 | 1 | 3 | 0 | 0 | 0 | 1 | 0 | 0 | 0 | 0 | 4 | 1 | 1 | 0 | 0 | 0 | 1 |
| 16 | Fakahoko Teutau | Interchange | 32 | 0 | 0 | 0 | 0 | 0 | 9 | 54 | 0 | 18 | 0 | 0 | 0 | 2 | 0 | 0 | 0 | 3 | 9 | 2 | 0 | 0 | 0 | 0 | 2 |
| 19 | Mitchell Carpenter | Interchange | 33 | 0 | 0 | 0 | 0 | 0 | 3 | 36 | 0 | 16 | 0 | 0 | 0 | 0 | 0 | 0 | 0 | 0 | 15 | 2 | 0 | 0 | 0 | 3 | 2 |