

# MATCH REPORT

## 2018 INTRUST SUPER CUP - ROUND 14



### PAPUA NEW GUINEA HUNTERS VS MACKAY CUTTERS



#### HUNTERS

LINEUP	PLAYER STATS			
	Mins	Tackles	Metres	Points
1 Adex Wera	80	2	286	4
2 Junior Rau	80	11	176	0
3 Thompson Tete	80	22	144	4
4 Willie Minoga	80	5	174	0
5 Brendon Gutono	80	7	94	0
6 Charlie Simon	74	12	26	0
7 Watson Boas	80	32	66	14
8 Enock Maki	38	24	110	0
9 Wartovo Puara	59	23	84	0
10 Stanton Albert	49	20	96	4
11 Nixon Putt	80	37	90	0
12 Mckenzie Yei	64	22	79	0
13 Radley Brawa	66	36	154	0
14 Patrick Morea	27	6	17	0
15 Ila Alu	52	27	149	0
16 Dilbert Issac	35	14	117	0
21 Ase Boas	16	5	3	0

TOP 3 PLAYERS STATS	
<b>Made Tackles</b>	
Nixon Putt	37
Radley Brawa	36
Watson Boas	32
<b>Runs</b>	
Adex Wera	17
Radley Brawa	15
Junior Rau	15
<b>Metres with Ball</b>	
Adex Wera	286
Junior Rau	176
Willie Minoga	174
<b>Kicks In Play</b>	
Charlie Simon	9
Watson Boas	8
Wartovo Puara	3

#### GAME DATA

**26** 2018-06-10 **12**  
OIL SEARCH NATIONAL  
FOOTBALL STADIUM

#### REFEREES

TYSON BROUGH

HUN		POINT SCORING		CUT	
Scored	Missed			Missed	Scored
4		TRIES			2
4	0	CONVERSIONS		0	2
1	0	PENALTY GOALS		0	0
0	0	DROP GOALS		0	0

HUN		POSSESSION %		CUT	
54%				46%	

HUN		ATTACKING		CUT	
170		RUNS			152
1875		RUN METRES			1226
4		LINEBREAKS			3
1		LINEBREAK ASSISTS			2

HUN		KICKING		CUT	
24		KICKS			18
510		KICKING METRES			604
0		40/20			0

HUN		TACKLES		CUT	
305		MADE			319
10		INEFFECTIVE			18
27		MISSED			33

HUN		ERRORS		CUT	
10		ERRORS			9
4		PENALTIES AGAINST			4
0		SINBIN			0
0		SENT OFF			0

#### CUTTERS

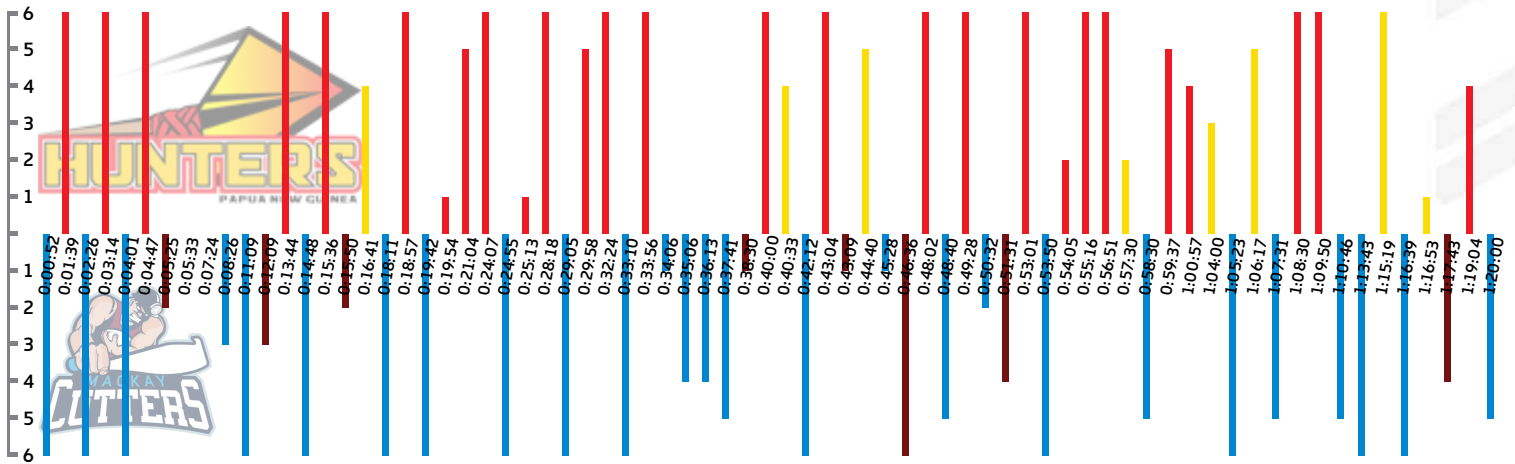
LINEUP	PLAYER STATS			
	Mins	Tackles	Metres	Points
Jack Joass	80	7	54.5	4
Yamba Bowie	80	2	58.1	0
Nathan Saumalu	74	15	48	0
Kurt Wiltshire	80	10	153.2	0
Blake Atherton	80	3	98.9	0
Nicholas Hynes	80	13	111.6	0
Cooper Bambling	79	19	13	4
Jordan Grant	65	33	185.2	0
Jayden Hodges	56	24	55	4
Nick Brown	59	43	135.5	0
Mitchell Dunn	80	33	79	0
Shane Wright	50	28	46.2	0
Tom Murphy	48	23	40.1	0
Samuel Murphy	25	18	11.9	0
Brenden Treston	45	27	40.5	0
Jesse Dee	40	12	24.7	0
Johnny Faletago'i	20	9	70.4	0

TOP 3 PLAYERS STATS	
<b>Made Tackles</b>	
43	Nick Brown
33	Mitchell Dunn
33	Jordan Grant
<b>Runs</b>	
19	Kurt Wiltshire
17	Nick Brown
17	Jordan Grant
<b>Metres with Ball</b>	
185.2	Jordan Grant
153.2	Kurt Wiltshire
135.5	Nick Brown
<b>Kicks In Play</b>	
13	Cooper Bambling
3	Nicholas Hynes
2	Jayden Hodges

# MATCH REPORT

## 2018 INTRUST SUPER CUP - ROUND 14

HUNTERS				COMPLETIONS			CUTTERS			
STAT TYPE	1	2	TOT	HUN	COMPLETION %	CUT	STAT TYPE	1	2	TOT
Complete Sets	16	12	28	76%			Complete Sets	15	12	27
Incomplete Sets	2	7	9				Incomplete Sets	4	4	8
Completion %	89%	63%	76%				Completion %	79%	75%	77%



KEY

Complete Incomplete  
 Hunters Cutters  
 Complete Incomplete

HUNTERS							RUNNING METRES			CUTTERS						
LINEUP	ALL RUNS	ALL RUN METRES	D/H RUNS	D/H RUN METRES	P/C RUN METRES	L/E RUNS	HUN	AVERAGE SET RUN DISTANCE	CUT	LINEUP	ALL RUNS	ALL RUN METRES	D/H RUNS	D/H RUN METRES	P/C RUN METRES	L/E RUNS
Adex Wera	17	286	0	0	31	0	51m		35m	Jack Joass	6	54.5	1	9	11	0
Junior Rau	15	176	3	35	55	0				Yamba Bowie	9	58.1	1	10	14.6	0
Thompson Tete	12	144	0	0	46	0				Nathan Saumalu	9	48	0	0	20	0
Willie Minoga	13	174	2	33	43	0				Kurt Wiltshire	19	153.2	5	50	52	0
Brendon Gutono	10	94	4	54	21	1				Blake Atherton	14	98.9	1	10	27.5	0
Charlie Simon	3	26	1	3	6	0				Nicholas Hynes	11	111.6	0	0	14.2	3
Watson Boas	7	66	1	15	18	1				Cooper Bambling	3	13	0	0	0	1
Enock Maki	11	110	0	0	46	0				Jordan Grant	17	185.2	0	0	69.8	0
Wartovo Pua	10	84	4	45	30	1				Jayden Hodges	6	55	6	55	13.9	1
Stanton Albert	10	96	0	0	33	0				Nick Brown	17	135.5	0	0	44.5	1
Nixon Putt	10	90	1	15	43	1				Mitchell Dunn	13	79	0	0	27.4	1
Mckenzie Yei	9	79	0	0	32	0				Shane Wright	4	46.2	0	0	13	0
Radley Brawa	15	154	0	0	55	0				Tom Murphy	6	40.1	0	0	12.6	0
Patrick Morea	2	17	0	0	5	0				Samuel Murphy	2	11.9	1	10	1.7	1
Ila Alu	14	149	0	0	47	0				Brenden Treston	5	40.5	0	0	9.7	0
Dilbert Issac	11	117	0	0	48	0				Jesse Dee	3	24.7	0	0	5	0
Ase Boas	1	3	0	0	0	0				Johnny Faletagoa'i	8	70.4	0	0	25	1

# MATCH REPORT

## 2018 INTRUST SUPER CUP - ROUND 14

### HUNTERS

LINEUP	RECEIPTS	PASSES	PASSES/RUN	DUMMY PASSES	KICKS	KICK METRES	LONG KICKS SPACE
Adex Wera	26	8	0.47	5	1	5	0
Junior Rau	19	3	0.2	1	1	6	0
Thompson Tete	16	6	0.5	4	0	0	0
Willie Minoga	15	1	0.08	0	0	0	0
Brendon Gutono	13	4	0.4	5	0	0	0
Charlie Simon	50	39	13	3	9	210	1
Watson Boas	45	30	4.29	8	8	200	0
Enock Maki	12	1	0.09	0	0	0	0
Wartovo Puara	79	67	6.7	4	3	62	1
Stanton Albert	12	2	0.2	0	0	0	0
Nixon Putt	14	4	0.4	0	0	0	0
Mckenzie Yei	9	0	0	0	0	0	0
Radley Brawa	16	1	0.07	1	0	0	0
Patrick Morea	19	17	8.5	1	1	18	0
Ila Alu	16	2	0.14	0	0	0	0
Dilbert Issac	11	0	0	0	0	0	0
Ase Boas	9	8	8	1	1	7	0

### PASSING/KICKING

HUN	PASSING	CUT
381	RECEIPTS	350
193	PASSES	187
7	SHIFTS LEFT	7
9	SHIFTS RIGHT	8
1.14	PASSES/RUN	1.23
33	DUMMY PASSES	37
10	OFFLOADS	6

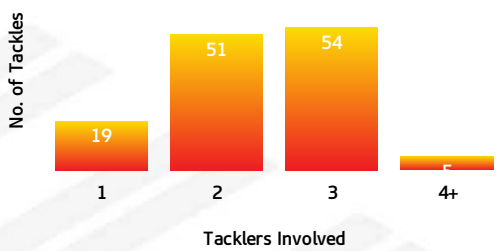
HUN	KICKING	CUT
24	KICKS	18
510	KICKING METRES	604
3	BOMB KICKS	4
11	GRUBBER KICKS	6
3	CHIP KICKS	0
0	CROSSFIELD KICKS	0
2	FORCED DROPOUT KICKS	1
0	DEAD IN GOAL KICKS	0
2	LONG KICKS INTO SPACE	4

### CUTTERS

LINEUP	RECEIPTS	PASSES	PASSES/RUN	DUMMY PASSES	KICKS	KICK METRES	LONG KICKS SPACE
Jack Joass	12	6	1	1	0	0	0
Yamba Bowie	15	5	1	1	0	0	0
Nathan Saumalu	10	2	0	1	0	0	0
Kurt Wiltshire	24	7	0	5	0	0	0
Blake Atherton	14	1	0	0	0	0	0
Nicholas Hynes	42	28	3	6	3	129	1
Cooper Bambling	33	20	7	4	13	374.7	3
Jordan Grant	18	0	0	0	0	0	0
Jayden Hodges	71	64	11	8	2	100.9	0
Nick Brown	23	7	0	7	0	0	0
Mitchell Dunn	21	8	1	4	0	0	0
Shane Wright	5	0	0	0	0	0	0
Tom Murphy	12	6	1	0	0	0	0
Samuel Murphy	32	31	16	0	0	0	0
Brenden Treston	6	0	0	0	0	0	0
Jesse Dee	4	1	0	0	0	0	0
Johnny Faletagoa'i	8	1	0	0	0	0	0

### HUNTERS

Hunters Tackling Breakdown

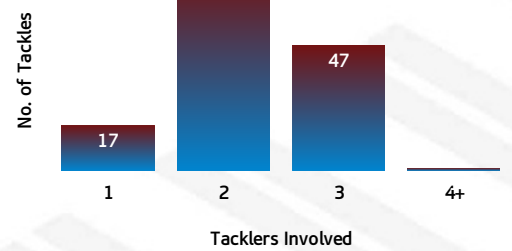


### TACKLING

HUN	TACKLING	CUT
305	TACKLES MADE	319
10	INEFFECTIVE	18
27	MISSED	33
89.2	EFFECTIVE TACKLE %	86.2
19	ONE ON ONE TACKLES	17
51	2 MAN TACKLES	75
54	3 MAN TACKLES	47
5	4+ MAN TACKLES	1

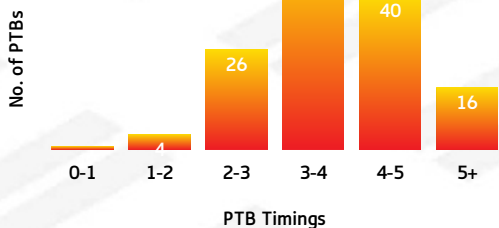
### CUTTERS

Cutters Tackling Breakdown



### HUNTERS

Hunters PTB Breakdown

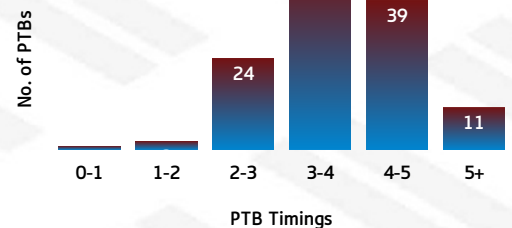


### PLAY THE BALL

HUN	PTB (SECONDS)	CUT
1	0-1 SECONDS	1
4	1-2 SECONDS	2
26	2-3 SECONDS	24
52	3-4 SECONDS	48
40	4-5 SECONDS	39
16	5+ SECONDS	11

### CUTTERS

Cutters PTB Breakdown

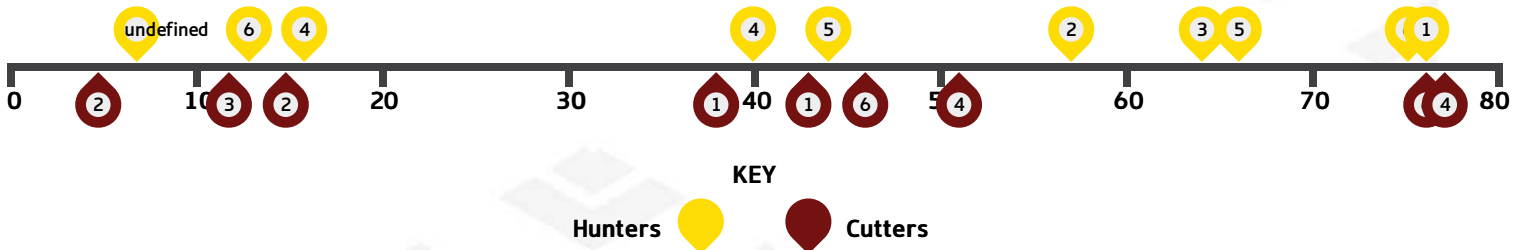


# MATCH REPORT

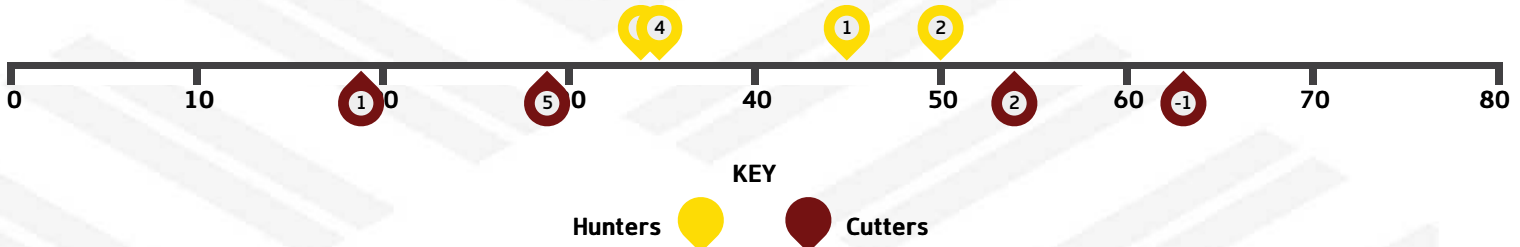
## 2018 INTRUST SUPER CUP - ROUND 14

HUNTERS							NEGATIVE PLAY			CUTTERS						
LINEUP	ERRORS	PENALTIES	PTB PENALTIES	GENERAL PENALTIES	F/PLAY PENALTIES	OFFSIDE PENALTIES	HUN	NEGATIVE PLAY	CUT	LINEUP	ERRORS	PENALTIES	PTB PENALTIES	GENERAL PENALTIES	F/PLAY PENALTIES	OFFSIDE PENALTIES
Adex Wera	2	1	0	0	0	0	10	ERRORS	9	Jack Joass	0	0	0	0	0	0
Junior Rau	2	0	0	0	0	0	4	PENALTIES (TOTAL)	4	Yamba Bowie	1	0	0	0	0	0
Thompson Tete	1	0	0	0	0	0	1	PTB DEFENCE PENALTIES	2	Nathan Saumalu	0	0	0	0	0	0
Willie Minoga	1	0	0	0	0	0	0	GENERAL PLAY PENALTIES	1	Kurt Wiltshire	0	0	0	0	0	0
Brendon Gutono	0	1	1	0	0	0	1	FOUL PLAY PENALTIES	1	Blake Atherton	2	0	0	0	0	0
Charlie Simon	0	0	0	0	0	0	1	OFFSIDE PENALTIES	0	Nicholas Hynes	4	0	0	0	0	0
Watson Boas	0	1	0	0	1	0	1	SCRUM PENALTIES	0	Cooper Bambling	0	1	0	1	0	0
Enock Maki	0	0	0	0	0	0	0	ON REPORTS	0	Jordan Grant	1	1	1	0	0	0
Wartovo Puara	0	0	0	0	0	0	0	SIN BINS	0	Jayden Hodges	0	0	0	0	0	0
Stanton Albert	1	0	0	0	0	0	0	SEND OFFS	0	Nick Brown	0	0	0	0	0	0
Nixon Putt	1	0	0	0	0	0				Mitchell Dunn	0	0	0	0	0	0
Mckenzie Yei	0	0	0	0	0	0				Shane Wright	0	1	1	0	0	0
Radley Brawa	0	0	0	0	0	0				Tom Murphy	0	0	0	0	0	0
Patrick Morea	0	0	0	0	0	0				Samuel Murphy	0	0	0	0	0	0
Ila Alu	0	0	0	0	0	0				Brenden Treston	0	0	0	0	0	0
Dilbert Issac	1	1	0	0	0	1				Jesse Dee	0	1	0	0	1	0
Ase Boas	0	0	0	0	0	0				Johnny Faletagoa'i	0	0	0	0	0	0

### ERROR TIMELINE



### PENALTY TIMELINE



# MATCH REPORT

## 2018 INTRUST SUPER CUP - ROUND 14

### PAPUA NEW GUINEA HUNTERS



No	Name	Player Position	Minutes	Tries	Goals	Field Goals	Goal %	Points	All Runs	All Run Metres	Dummy Half Runs	Post Contact Metres	Try Assists	Linebreak Assists	Linebreaks	Tacklebreaks	Kicks	Bomb Kicks	Kicking Metres	Offloads	Tackles	Missed Tackles	Ineffective Tackles	Try Saves (post)	Try Causes	Decoys (post)	Supports (post)
1	Adex Wera	Fullback	80	1	0	0	0	4	17	286	0	31	0	0	2	4	1	0	5	0	2	2	0	0	1	1	5
2	Junior Rau	Winger	80	0	0	0	0	0	15	176	3	55	0	0	0	3	1	0	6	0	11	1	1	0	0	0	6
3	Thompson Teteh	Centre	80	1	0	0	0	4	12	144	0	46	0	0	0	1	0	0	0	3	22	2	2	0	0	0	4
4	Willie Minoga	Centre	80	0	0	0	0	0	13	174	2	43	0	0	1	5	0	0	0	2	5	2	0	0	0	0	10
5	Brendon Gutono	Winger	80	0	0	0	0	0	10	94	4	21	0	0	0	4	0	0	0	0	7	1	0	0	1	0	6
6	Charlie Simon	Five-Eighth	74	0	0	0	0	0	3	26	1	6	0	0	0	0	9	1	210	0	12	2	0	0	0	1	11
7	Watson Boas	Halfback	80	1	5	0	100	14	7	66	1	18	1	0	0	3	8	2	200	1	32	0	2	0	0	0	8
8	Enock Maki	Prop	38	0	0	0	0	0	11	110	0	46	0	0	0	1	0	0	0	0	24	2	0	0	1	4	1
9	Wartovo Puara	Hooker	59	0	0	0	0	0	10	84	4	30	1	0	0	1	3	0	62	1	23	3	0	0	0	0	0
10	Stanton Albert	Prop	49	1	0	0	0	4	10	96	0	33	0	0	1	2	0	0	0	1	20	2	1	0	1	3	9
11	Nixon Putt	2nd Row	80	0	0	0	0	0	10	90	1	43	0	0	0	1	0	0	0	0	37	5	2	0	0	4	10
12	Mckenzie Yei	2nd Row	64	0	0	0	0	0	9	79	0	32	0	0	0	1	0	0	0	1	22	0	0	0	0	8	5
13	Radley Brawa	Lock	66	0	0	0	0	0	15	154	0	55	0	0	0	1	0	0	0	0	36	2	1	0	0	3	15
14	Patrick Morea	Interchange	27	0	0	0	0	0	2	17	0	5	1	1	0	1	1	0	18	1	6	1	0	0	0	2	2
15	Ila Alu	Interchange	52	0	0	0	0	0	14	149	0	47	0	0	0	2	0	0	0	0	27	1	0	0	0	10	9
16	Dilbert Issac	Interchange	35	0	0	0	0	0	11	117	0	48	0	0	0	2	0	0	0	0	14	0	1	0	0	7	6
21	Ase Boas	Interchange	16	0	0	0	0	0	1	3	0	0	0	0	0	1	1	0	7	0	5	1	0	0	0	0	2

### MACKAY CUTTERS



No	Name	Player Position	Minutes	Tries	Goals	Field Goals	Goal %	Points	All Runs	All Run Metres	Dummy Half Runs	Post Contact Metres	Try Assists	Linebreak Assists	Linebreaks	Tacklebreaks	Kicks	Bomb Kicks	Kicking Metres	Offloads	Tackles	Missed Tackles	Ineffective Tackles	Try Saves (post)	Try Causes	Decoys (post)	Supports (post)
1	Jack Joass	Fullback	80	0	2	0	100	4	6	54.5	1	11	0	0	0	1	0	0	0	0	7	2	2	0	3	0	7
2	Yamba Bowie	Winger	80	0	0	0	0	0	9	58.1	1	14.6	0	0	0	0	0	0	0	0	2	3	0	0	0	0	6
3	Nathan Saumalu	Centre	74	0	0	0	0	0	9	48	0	20	0	0	0	4	0	0	0	0	15	1	0	0	0	0	0
4	Kurt Wiltshire	Centre	80	0	0	0	0	0	19	153.2	5	52	0	0	0	6	0	0	0	0	10	2	1	0	1	3	10
5	Blake Atherton	Winger	80	0	0	0	0	0	14	98.9	1	27.5	0	0	0	3	0	0	0	1	3	0	0	0	0	1	11
6	Nicholas Hynes	Five-Eighth	80	0	0	0	0	0	11	111.6	0	14.2	1	0	1	1	3	0	129	0	13	2	2	0	1	0	14
7	Cooper Bambling	Halfback	79	1	0	0	0	4	3	13	0	0	0	1	0	2	13	4	374.7	0	19	5	3	0	0	0	17
8	Jordan Grant	Prop	65	0	0	0	0	0	17	185.2	0	69.8	0	1	0	2	0	0	0	1	33	1	1	0	1	4	6
14	Jayden Hodges	Hooker	56	1	0	0	0	4	6	55	6	13.9	0	0	2	4	2	0	100.9	1	24	3	3	0	0	0	1
10	Nick Brown	Prop	59	0	0	0	0	0	17	135.5	0	44.5	0	0	0	1	0	0	0	1	43	2	1	0	0	5	15
11	Mitchell Dunn	2nd Row	80	0	0	0	0	0	13	79	0	27.4	0	0	0	1	0	0	0	2	33	1	2	0	0	1	5
12	Shane Wright	2nd Row	50	0	0	0	0	0	4	46.2	0	13	0	0	0	0	0	0	0	0	28	2	0	0	1	3	8
13	Tom Murphy	Lock	48	0	0	0	0	0	6	40.1	0	12.6	0	0	0	0	0	0	0	0	23	1	1	0	1	3	8
15	Samuel Murphy	Interchange	25	0	0	0	0	0	2	11.9	1	1.7	0	0	0	0	0	0	0	0	18	0	0	0	0	0	1
16	Brenden Treston	Interchange	45	0	0	0	0	0	5	40.5	0	9.7	0	0	0	0	0	0	0	0	27	2	1	0	1	3	5
17	Jesse Dee	Interchange	40	0	0	0	0	0	3	24.7	0	5	0	0	0	0	0	0	0	0	12	3	1	0	0	0	1
18	Johnny Faletagoa'i	Interchange	20	0	0	0	0	0	8	70.4	0	25	0	0	0	2	0	0	0	0	9	3	0	0	0	0	1