

# MATCH REPORT

## 2018 INTRUST SUPER CUP - ROUND 16



### PAPUA NEW GUINEA HUNTERS VS SUNSHINE COAST FALCONS



#### HUNTERS

| LINEUP            | PLAYER STATS |         |        |        |
|-------------------|--------------|---------|--------|--------|
|                   | Mins         | Tackles | Metres | Points |
| 1 Paul Wawa       | 80           | 5       | 85     | 4      |
| 2 Edene GEBBIE    | 80           | 4       | 155    | 0      |
| 3 Thompson Teteh  | 80           | 17      | 146    | 0      |
| 4 Willie Minoga   | 80           | 17      | 112    | 0      |
| 5 Brendon Gutono  | 80           | 5       | 89     | 0      |
| 6 Ase Boas        | 80           | 26      | 126    | 8      |
| 7 Watson Boas     | 80           | 15      | 14     | 8      |
| 8 Enock Maki      | 38           | 15      | 113    | 0      |
| 9 Wartovo Puara   | 45           | 19      | 1      | 0      |
| 10 Stanton Albert | 24           | 24      | 120    | 0      |
| 11 Nixon Putt     | 80           | 20      | 159    | 4      |
| 12 Ila Alu        | 40           | 22      | 64     | 0      |
| 13 Radley Brawa   | 80           | 41      | 107    | 0      |
| 14 Charlie Simon  | 47           | 14      | 35     | 0      |
| 15 Baundo Aba     | 19           | 10      | 34     | 0      |
| 16 Dilbert Issac  | 46           | 21      | 133    | 0      |
| 17 Moses Meninga  | 43           | 16      | 93     | 0      |

| TOP 3 PLAYERS STATS     |     |
|-------------------------|-----|
| <b>Made Tackles</b>     |     |
| Radley Brawa            | 41  |
| Ase Boas                | 26  |
| Stanton Albert          | 24  |
| <b>Runs</b>             |     |
| Nixon Putt              | 16  |
| Edene GEBBIE            | 16  |
| Thompson Teteh          | 14  |
| <b>Metres with Ball</b> |     |
| Nixon Putt              | 159 |
| Edene GEBBIE            | 155 |
| Thompson Teteh          | 146 |
| <b>Kicks In Play</b>    |     |
| Watson Boas             | 13  |
| Ase Boas                | 4   |
| Charlie Simon           | 2   |

#### GAME DATA

**24** 2018-07-01 **12**  
OIL SEARCH NATIONAL  
FOOTBALL STADIUM

#### REFEREES

TIM RUTHERFORD

| HUN    |        | POINT SCORING |  | FAL    |        |
|--------|--------|---------------|--|--------|--------|
| Scored | Missed |               |  | Missed | Scored |
| 4      |        | TRIES         |  |        | 2      |
| 3      | 1      | CONVERSIONS   |  | 0      | 2      |
| 1      | 0      | PENALTY GOALS |  | 1      | 0      |
| 0      | 0      | DROP GOALS    |  | 0      | 0      |

| HUN |  | POSSESSION % |  | FAL |     |
|-----|--|--------------|--|-----|-----|
| 52% |  |              |  |     | 48% |

| HUN  |  | ATTACKING         |  | FAL |      |
|------|--|-------------------|--|-----|------|
| 162  |  | RUNS              |  |     | 147  |
| 1595 |  | RUN METRES        |  |     | 1258 |
| 2    |  | LINEBREAKS        |  |     | 1    |
| 1    |  | LINEBREAK ASSISTS |  |     | 1    |

| HUN |  | KICKING        |  | FAL |     |
|-----|--|----------------|--|-----|-----|
| 20  |  | KICKS          |  |     | 19  |
| 503 |  | KICKING METRES |  |     | 536 |
| 0   |  | 40/20          |  |     | 1   |

| HUN |  | TACKLES     |  | FAL |     |
|-----|--|-------------|--|-----|-----|
| 291 |  | MADE        |  |     | 343 |
| 5   |  | INEFFECTIVE |  |     | 6   |
| 34  |  | MISSED      |  |     | 29  |

| HUN |  | ERRORS            |  | FAL |    |
|-----|--|-------------------|--|-----|----|
| 8   |  | ERRORS            |  |     | 12 |
| 7   |  | PENALTIES AGAINST |  |     | 8  |
| 0   |  | SINBIN            |  |     | 0  |
| 0   |  | SENT OFF          |  |     | 0  |

#### FALCONS

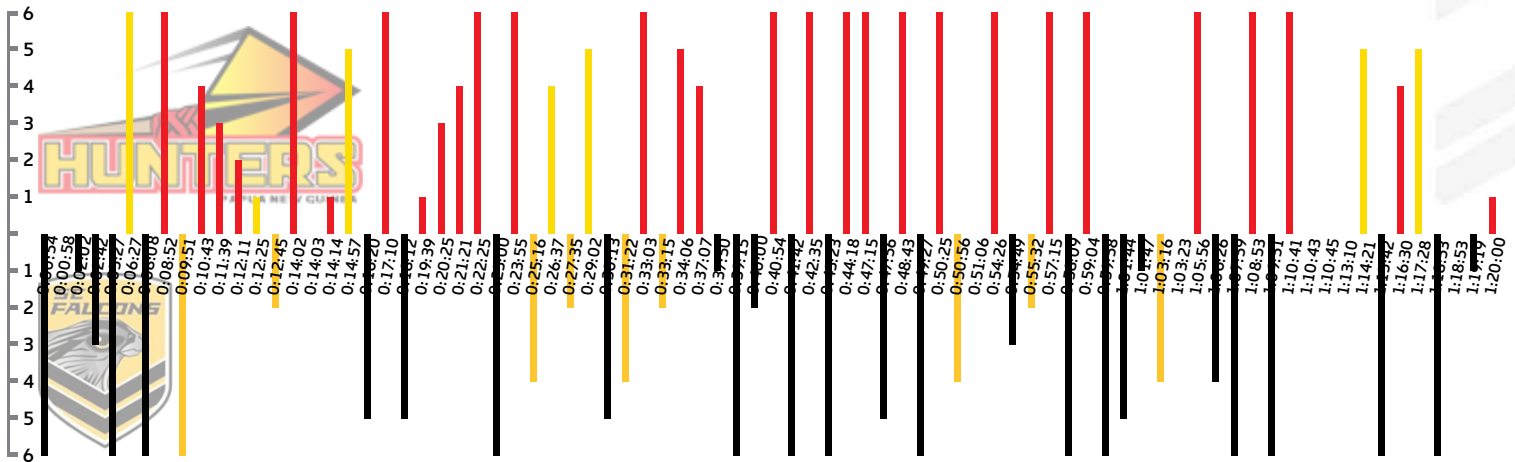
| PLAYER STATS | LINEUP |         |        |                        |
|--------------|--------|---------|--------|------------------------|
|              | Mins   | Tackles | Metres | Points                 |
| 80           | 5      | 98      | 4      | Ryan Papenhuyzen 1     |
| 80           | 1      | 130     | 0      | Matthew Soper-Lawler 2 |
| 80           | 17     | 111     | 0      | William Tolo 3         |
| 80           | 17     | 137     | 0      | Sandor Earl 4          |
| 73           | 6      | 77      | 4      | Iliesa Ratuva 5        |
| 80           | 11     | 10      | 0      | Brentt Warr 6          |
| 80           | 21     | 23      | 0      | Rhys Jacks 7           |
| 60           | 34     | 95      | 0      | Liam McDonald 18       |
| 66           | 43     | 31      | 0      | Caleb Daunt 9          |
| 52           | 29     | 115     | 0      | Harrison Muller 11     |
| 80           | 35     | 128     | 0      | Chris Lewis 12         |
| 80           | 38     | 108     | 4      | Jacob Hind 10          |
| 67           | 39     | 49      | 0      | Sam Burns 13           |
| 25           | 14     | 78      | 0      | Lachlan Roe 14         |
| 38           | 21     | 38      | 0      | Louis Geraghty 16      |
| 13           | 12     | 12      | 0      | Jordan Brown 17        |
| 7            | 0      | 9       | 0      | Jake Ainsworth 20      |

| TOP 3 PLAYERS STATS     |                      |
|-------------------------|----------------------|
| <b>Made Tackles</b>     |                      |
| 43                      | Caleb Daunt          |
| 39                      | Sam Burns            |
| 38                      | Jacob Hind           |
| <b>Runs</b>             |                      |
| 18                      | Sandor Earl          |
| 13                      | Chris Lewis          |
| 12                      | Jacob Hind           |
| <b>Metres with Ball</b> |                      |
| 137                     | Sandor Earl          |
| 130                     | Matthew Soper-Lawler |
| 128                     | Chris Lewis          |
| <b>Kicks In Play</b>    |                      |
| 11                      | Rhys Jacks           |
| 2                       | Caleb Daunt          |
| 2                       | Brentt Warr          |

# MATCH REPORT

## 2018 INTRUST SUPER CUP - ROUND 16

| HUNTERS         |     |     |     | COMPLETIONS |              |     | FALCONS         |     |     |     |
|-----------------|-----|-----|-----|-------------|--------------|-----|-----------------|-----|-----|-----|
| STAT TYPE       | 1   | 2   | TOT | HUN         | COMPLETION % | FAL | STAT TYPE       | 1   | 2   | TOT |
| Complete Sets   | 15  | 17  | 32  | 78%         |              |     | Complete Sets   | 12  | 15  | 27  |
| Incomplete Sets | 6   | 3   | 9   |             |              |     | Incomplete Sets | 7   | 5   | 12  |
| Completion %    | 71% | 85% | 78% |             |              |     | Completion %    | 63% | 75% | 69% |



### KEY

Complete Incomplete  
 Hunters Falcons  
 Complete Incomplete

| HUNTERS        |          |                |          |                |                |          | RUNNING METRES |                          |     |                      | FALCONS  |                |          |                |                |          |  |
|----------------|----------|----------------|----------|----------------|----------------|----------|----------------|--------------------------|-----|----------------------|----------|----------------|----------|----------------|----------------|----------|--|
| LINEUP         | ALL RUNS | ALL RUN METRES | D/H RUNS | D/H RUN METRES | P/C RUN METRES | L/E RUNS | HUN            | AVERAGE SET RUN DISTANCE | FAL | LINEUP               | ALL RUNS | ALL RUN METRES | D/H RUNS | D/H RUN METRES | P/C RUN METRES | L/E RUNS |  |
| Paul Wawa      | 8        | 85             | 0        | 0              | 22             | 0        | 39m            |                          | 32m | Ryan Papenhuyzen     | 11       | 98             | 1        | 13             | 28             | 3        |  |
| Edene GEBBIE   | 16       | 155            | 5        | 44             | 41             | 0        |                |                          |     | Matthew Soper-Law... | 11       | 130            | 0        | 0              | 42             | 0        |  |
| Thompson Teteh | 14       | 146            | 0        | 0              | 50             | 0        |                |                          |     | William Tolo         | 10       | 111            | 0        | 0              | 39             | 0        |  |
| Willie Minoga  | 11       | 112            | 2        | 25             | 45             | 0        |                |                          |     | Sandor Earl          | 18       | 137            | 0        | 0              | 43             | 0        |  |
| Brendon Gutono | 10       | 89             | 3        | 19             | 20             | 0        |                |                          |     | Iliesa Ratuva        | 11       | 77             | 3        | 22             | 22             | 0        |  |
| Ase Boas       | 9        | 126            | 1        | 11             | 19             | 1        |                |                          |     | Brentt Warr          | 3        | 10             | 0        | 0              | 4              | 1        |  |
| Watson Boas    | 4        | 14             | 1        | 1              | 4              | 0        |                |                          |     | Rhys Jacks           | 6        | 23             | 0        | 0              | 5              | 3        |  |
| Enock Maki     | 11       | 113            | 0        | 0              | 41             | 0        |                |                          |     | Liam McDonald        | 11       | 95             | 0        | 0              | 25             | 1        |  |
| Wartovo Puaa   | 3        | 1              | 3        | 1              | 0              | 2        |                |                          |     | Caleb Daunt          | 4        | 31             | 3        | 29             | 7              | 1        |  |
| Stanton Albert | 12       | 120            | 0        | 0              | 44             | 0        |                |                          |     | Harrison Muller      | 11       | 115            | 0        | 0              | 34             | 0        |  |
| Nixon Putt     | 16       | 159            | 0        | 0              | 56             | 0        |                |                          |     | Chris Lewis          | 13       | 128            | 0        | 0              | 50             | 0        |  |
| Ila Alu        | 6        | 64             | 0        | 0              | 22             | 0        |                |                          |     | Jacob Hind           | 12       | 108            | 0        | 0              | 43             | 0        |  |
| Radley Brawa   | 13       | 107            | 0        | 0              | 42             | 0        |                |                          |     | Sam Burns            | 8        | 49             | 0        | 0              | 9              | 3        |  |
| Charlie Simon  | 5        | 35             | 1        | 4              | 8              | 1        |                |                          |     | Lachlan Roe          | 9        | 78             | 0        | 0              | 28             | 0        |  |
| Baundo Aba     | 4        | 34             | 0        | 0              | 12             | 0        |                |                          |     | Louis Geraghty       | 6        | 38             | 0        | 0              | 15             | 0        |  |
| Dilbert Issac  | 11       | 133            | 0        | 0              | 54             | 0        |                |                          |     | Jordan Brown         | 2        | 12             | 0        | 0              | 2              | 0        |  |
| Moses Meninga  | 9        | 93             | 0        | 0              | 33             | 0        |                |                          |     | Jake Ainsworth       | 1        | 9              | 0        | 0              | 4              | 0        |  |

# MATCH REPORT

## 2018 INTRUST SUPER CUP - ROUND 16

### HUNTERS

| LINEUP         | RECEIPTS | PASSES | PASSES/RUN | DUMMY PASSES | KICKS | KICK METRES | LONG KICKS SPACE |
|----------------|----------|--------|------------|--------------|-------|-------------|------------------|
| Paul Wawa      | 20       | 9      | 1.12       | 0            | 0     | 0           | 0                |
| Edene GEBBIE   | 20       | 5      | 0.31       | 2            | 0     | 0           | 0                |
| Thompson Teteh | 14       | 1      | 0.07       | 2            | 0     | 0           | 0                |
| Willie Minoga  | 11       | 0      | 0          | 0            | 0     | 0           | 0                |
| Brendon Gutono | 12       | 2      | 0.2        | 4            | 0     | 0           | 0                |
| Ase Boas       | 32       | 20     | 2.22       | 10           | 4     | 90          | 1                |
| Watson Boas    | 45       | 27     | 6.75       | 4            | 13    | 308         | 1                |
| Enock Maki     | 14       | 1      | 0.09       | 0            | 0     | 0           | 0                |
| Wartovo Puara  | 64       | 68     | 22.67      | 8            | 1     | 32          | 1                |
| Stanton Albert | 13       | 1      | 0.08       | 0            | 0     | 0           | 0                |
| Nixon Putt     | 18       | 2      | 0.12       | 1            | 0     | 0           | 0                |
| Ila Alu        | 6        | 0      | 0          | 0            | 0     | 0           | 0                |
| Radley Brawa   | 19       | 5      | 0.38       | 0            | 0     | 0           | 0                |
| Charlie Simon  | 50       | 44     | 8.8        | 9            | 2     | 72          | 1                |
| Baundo Aba     | 4        | 0      | 0          | 0            | 0     | 0           | 0                |
| Dilbert Issac  | 11       | 0      | 0          | 0            | 0     | 0           | 0                |
| Moses Meninga  | 9        | 0      | 0          | 0            | 0     | 0           | 0                |

### PASSING/KICKING

| HUN  | PASSING      | FAL  |
|------|--------------|------|
| 362  | RECEIPTS     | 352  |
| 185  | PASSES       | 196  |
| 13   | SHIFTS LEFT  | 11   |
| 5    | SHIFTS RIGHT | 15   |
| 1.14 | PASSES/RUN   | 1.33 |
| 40   | DUMMY PASSES | 36   |
| 4    | OFFLOADS     | 3    |

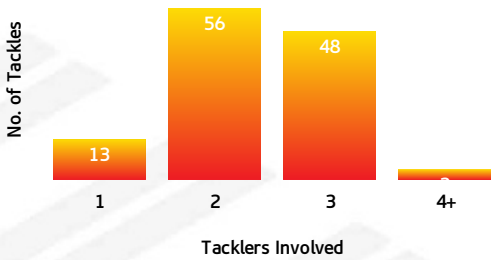
| HUN | KICKING               | FAL |
|-----|-----------------------|-----|
| 20  | KICKS                 | 19  |
| 503 | KICKING METRES        | 536 |
| 3   | BOMB KICKS            | 3   |
| 10  | GRUBBER KICKS         | 4   |
| 0   | CHIP KICKS            | 4   |
| 0   | CROSSFIELD KICKS      | 0   |
| 0   | FORCED DROPOUT KICKS  | 1   |
| 0   | DEAD IN GOAL KICKS    | 0   |
| 4   | LONG KICKS INTO SPACE | 3   |

### FALCONS

| LINEUP               | RECEIPTS | PASSES | PASSES/RUN | DUMMY PASSES | KICKS | KICK METRES | LONG KICKS SPACE |
|----------------------|----------|--------|------------|--------------|-------|-------------|------------------|
| Ryan Papenhuyzen     | 31       | 20     | 1.82       | 3            | 2     | 30          | 0                |
| Matthew Soper-Law... | 14       | 2      | 0.18       | 1            | 1     | 42          | 0                |
| William Tolo         | 12       | 4      | 0.4        | 2            | 0     | 0           | 0                |
| Sandor Earl          | 23       | 8      | 0.44       | 0            | 0     | 0           | 0                |
| Iliesa Ratuva        | 14       | 1      | 0.09       | 1            | 0     | 0           | 0                |
| Brentt Warr          | 24       | 20     | 6.67       | 6            | 2     | 43          | 0                |
| Rhys Jacks           | 40       | 24     | 4          | 3            | 11    | 298         | 2                |
| Liam McDonald        | 13       | 3      | 0.27       | 4            | 0     | 0           | 0                |
| Caleb Daunt          | 75       | 71     | 17.75      | 3            | 2     | 102         | 1                |
| Harrison Muller      | 11       | 0      | 0          | 3            | 0     | 0           | 0                |
| Chris Lewis          | 20       | 6      | 0.46       | 1            | 1     | 19          | 0                |
| Jacob Hind           | 19       | 6      | 0.5        | 5            | 0     | 0           | 0                |
| Sam Burns            | 31       | 26     | 3.25       | 4            | 0     | 0           | 0                |
| Lachlan Roe          | 11       | 1      | 0.11       | 0            | 0     | 0           | 0                |
| Louis Geraghty       | 8        | 2      | 0.33       | 0            | 0     | 0           | 0                |
| Jordan Brown         | 4        | 1      | 0.5        | 0            | 0     | 0           | 0                |
| Jake Ainsworth       | 2        | 1      | 1          | 0            | 0     | 0           | 0                |

### HUNTERS

Hunters Tackling Breakdown

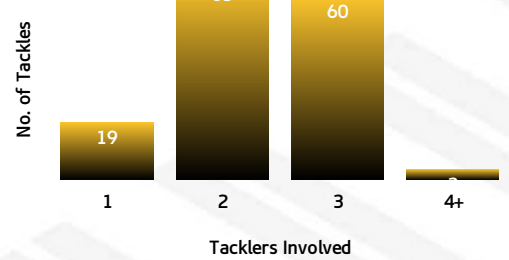


### TACKLING

| HUN  | TACKLING           | FAL  |
|------|--------------------|------|
| 291  | TACKLES MADE       | 343  |
| 5    | INEFFECTIVE        | 6    |
| 34   | MISSED             | 29   |
| 88.2 | EFFECTIVE TACKLE % | 90.7 |
| 13   | ONE ON ONE TACKLES | 19   |
| 56   | 2 MAN TACKLES      | 65   |
| 48   | 3 MAN TACKLES      | 60   |
| 3    | 4+ MAN TACKLES     | 3    |

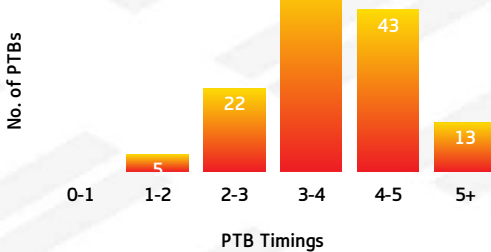
### FALCONS

Falcons Tackling Breakdown



### HUNTERS

Hunters PTB Breakdown

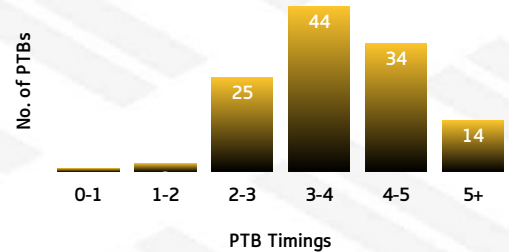


### PLAY THE BALL

| HUN | PTB (SECONDS) | FAL |
|-----|---------------|-----|
| 0   | 0-1 SECONDS   | 1   |
| 5   | 1-2 SECONDS   | 2   |
| 22  | 2-3 SECONDS   | 25  |
| 53  | 3-4 SECONDS   | 44  |
| 43  | 4-5 SECONDS   | 34  |
| 13  | 5+ SECONDS    | 14  |

### FALCONS

Falcons PTB Breakdown

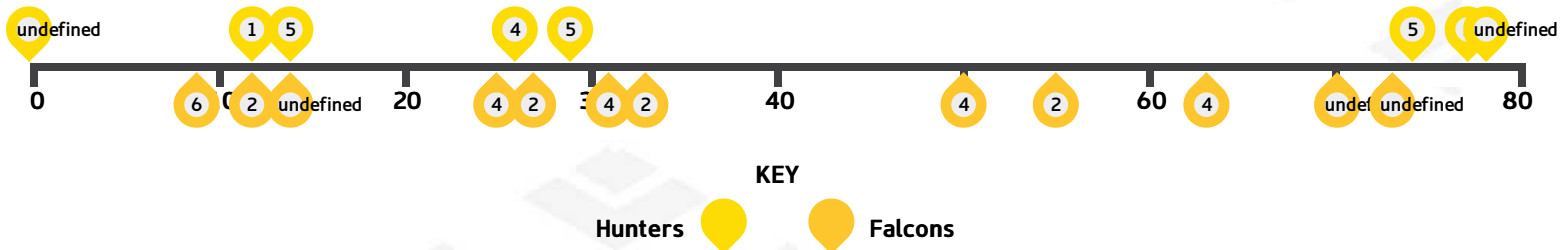


# MATCH REPORT

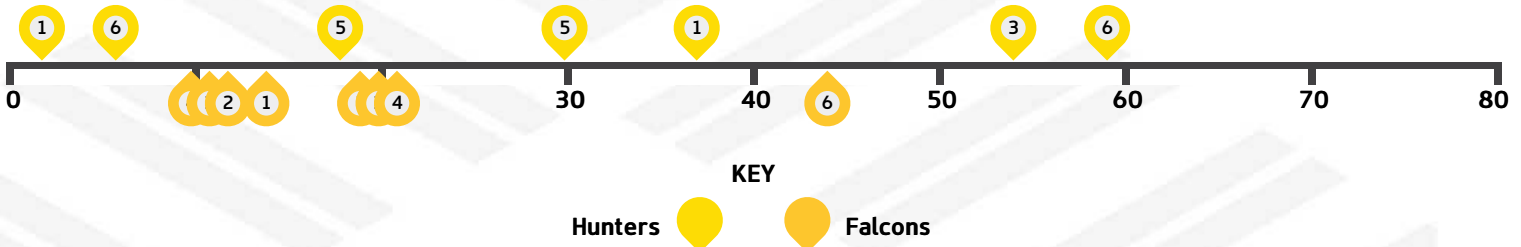
## 2018 INTRUST SUPER CUP - ROUND 16

| HUNTERS        |        |           |               |                   |                  |                   | NEGATIVE PLAY |                        |     | FALCONS              |        |           |               |                   |                  |                   |
|----------------|--------|-----------|---------------|-------------------|------------------|-------------------|---------------|------------------------|-----|----------------------|--------|-----------|---------------|-------------------|------------------|-------------------|
| LINEUP         | ERRORS | PENALTIES | PTB PENALTIES | GENERAL PENALTIES | F/PLAY PENALTIES | OFFSIDE PENALTIES | HUN           | NEGATIVE PLAY          | FAL | LINEUP               | ERRORS | PENALTIES | PTB PENALTIES | GENERAL PENALTIES | F/PLAY PENALTIES | OFFSIDE PENALTIES |
| Paul Wawa      | 1      | 0         | 0             | 0                 | 0                | 0                 | 8             | ERRORS                 | 12  | Ryan Papenhuyzen     | 1      | 2         | 0             | 2                 | 0                | 0                 |
| Edene GEBBIE   | 0      | 2         | 1             | 1                 | 0                | 0                 | 7             | PENALTIES (TOTAL)      | 8   | Matthew Soper-Law... | 0      | 0         | 0             | 0                 | 0                | 0                 |
| Thompson Tete  | 1      | 0         | 0             | 0                 | 0                | 0                 | 2             | PTB DEFENCE PENALTIES  | 6   | William Tolo         | 2      | 0         | 0             | 0                 | 0                | 0                 |
| Willie Minoga  | 0      | 2         | 1             | 0                 | 0                | 1                 | 1             | GENERAL PLAY PENALTIES | 2   | Sandor Earl          | 2      | 1         | 1             | 0                 | 0                | 0                 |
| Brendon Gutono | 0      | 0         | 0             | 0                 | 0                | 0                 | 2             | FOUL PLAY PENALTIES    | 0   | Iliesa Ratuva        | 2      | 0         | 0             | 0                 | 0                | 0                 |
| Ase Boas       | 0      | 0         | 0             | 0                 | 0                | 0                 | 2             | OFFSIDE PENALTIES      | 0   | Brentt Warr          | 0      | 0         | 0             | 0                 | 0                | 0                 |
| Watson Boas    | 2      | 0         | 0             | 0                 | 0                | 0                 | 0             | SCRUM PENALTIES        | 0   | Rhys Jacks           | 1      | 0         | 0             | 0                 | 0                | 0                 |
| Enock Maki     | 3      | 0         | 0             | 0                 | 0                | 0                 | 0             | ON REPORTS             | 0   | Liam McDonald        | 0      | 1         | 1             | 0                 | 0                | 0                 |
| Wartovo Puara  | 0      | 0         | 0             | 0                 | 0                | 0                 | 0             | SIN BINS               | 0   | Caleb Daunt          | 0      | 0         | 0             | 0                 | 0                | 0                 |
| Stanton Albert | 0      | 1         | 0             | 0                 | 0                | 1                 | 0             | SEND OFFS              | 0   | Harrison Muller      | 0      | 0         | 0             | 0                 | 0                | 0                 |
| Nixon Putt     | 0      | 0         | 0             | 0                 | 0                | 0                 |               |                        |     | Chris Lewis          | 0      | 1         | 1             | 0                 | 0                | 0                 |
| Ila Alu        | 0      | 0         | 0             | 0                 | 0                | 0                 |               |                        |     | Jacob Hind           | 1      | 0         | 0             | 0                 | 0                | 0                 |
| Radley Brawa   | 1      | 0         | 0             | 0                 | 0                | 0                 |               |                        |     | Sam Burns            | 0      | 3         | 3             | 0                 | 0                | 0                 |
| Charlie Simon  | 0      | 1         | 0             | 0                 | 1                | 0                 |               |                        |     | Lachlan Roe          | 2      | 0         | 0             | 0                 | 0                | 0                 |
| Baundo Aba     | 0      | 0         | 0             | 0                 | 0                | 0                 |               |                        |     | Louis Geraghty       | 1      | 0         | 0             | 0                 | 0                | 0                 |
| Dilbert Issac  | 0      | 0         | 0             | 0                 | 0                | 0                 |               |                        |     | Jordan Brown         | 0      | 0         | 0             | 0                 | 0                | 0                 |
| Moses Meninga  | 0      | 1         | 0             | 0                 | 1                | 0                 |               |                        |     | Jake Ainsworth       | 0      | 0         | 0             | 0                 | 0                | 0                 |

### ERROR TIMELINE



### PENALTY TIMELINE



# MATCH REPORT

## 2018 INTRUST SUPER CUP - ROUND 16

### PAPUA NEW GUINEA HUNTERS



| No | Name           | Player Position | Minutes | Tries | Goals | Field Goals | Goal % | Points | All Runs | All Run Metres | Dummy Half Runs | Post Contact Metres | Try Assists | Linebreak Assists | Linebreaks | Tacklebreaks | Kicks | Bomb Kicks | Kicking Metres | Offloads | Tackles | Missed Tackles | Ineffective Tackles | Try Saves (post) | Try Causes | Decoys (post) | Supports (post) |
|----|----------------|-----------------|---------|-------|-------|-------------|--------|--------|----------|----------------|-----------------|---------------------|-------------|-------------------|------------|--------------|-------|------------|----------------|----------|---------|----------------|---------------------|------------------|------------|---------------|-----------------|
| 1  | Paul Wawa      | Fullback        | 80      | 1     | 0     | 0           | 0      | 4      | 8        | 85             | 0               | 22                  | 0           | 0                 | 1          | 0            | 0     | 0          | 0              | 0        | 5       | 2              | 0                   | 0                | 1          | 0             | 6               |
| 2  | Edene GEBBIE   | Winger          | 80      | 0     | 0     | 0           | 0      | 0      | 16       | 155            | 5               | 41                  | 0           | 0                 | 0          | 4            | 0     | 0          | 0              | 0        | 4       | 1              | 2                   | 0                | 0          | 0             | 14              |
| 3  | Thompson Teteh | Centre          | 80      | 0     | 0     | 0           | 0      | 0      | 14       | 146            | 0               | 50                  | 0           | 0                 | 0          | 1            | 0     | 0          | 0              | 1        | 17      | 3              | 0                   | 0                | 0          | 2             | 9               |
| 4  | Willie Minoga  | Centre          | 80      | 0     | 0     | 0           | 0      | 0      | 11       | 112            | 2               | 45                  | 0           | 0                 | 0          | 4            | 0     | 0          | 0              | 0        | 17      | 0              | 0                   | 0                | 0          | 4             | 5               |
| 5  | Brendon Gutono | Winger          | 80      | 0     | 0     | 0           | 0      | 0      | 10       | 89             | 3               | 20                  | 0           | 0                 | 0          | 1            | 0     | 0          | 0              | 0        | 5       | 2              | 0                   | 0                | 0          | 0             | 14              |
| 6  | Ase Boas       | Five-Eighth     | 80      | 2     | 0     | 0           | 0      | 8      | 9        | 126            | 1               | 19                  | 0           | 0                 | 1          | 4            | 4     | 2          | 90             | 0        | 26      | 5              | 0                   | 0                | 0          | 4             | 10              |
| 7  | Watson Boas    | Halfback        | 80      | 0     | 4     | 0           | 80     | 8      | 4        | 14             | 1               | 4                   | 0           | 0                 | 0          | 0            | 13    | 1          | 308            | 0        | 15      | 5              | 1                   | 0                | 1          | 0             | 8               |
| 8  | Enock Maki     | Prop            | 38      | 0     | 0     | 0           | 0      | 0      | 11       | 113            | 0               | 41                  | 0           | 0                 | 0          | 0            | 0     | 0          | 0              | 0        | 15      | 2              | 0                   | 0                | 0          | 9             | 3               |
| 9  | Wartovo Puara  | Hooker          | 45      | 0     | 0     | 0           | 0      | 0      | 3        | 1              | 3               | 0                   | 0           | 0                 | 0          | 0            | 1     | 0          | 32             | 0        | 19      | 0              | 1                   | 0                | 0          | 1             | 3               |
| 10 | Stanton Albert | Prop            | 24      | 0     | 0     | 0           | 0      | 0      | 12       | 120            | 0               | 44                  | 0           | 0                 | 0          | 1            | 0     | 0          | 0              | 1        | 24      | 1              | 0                   | 0                | 0          | 12            | 11              |
| 11 | Nixon Putt     | 2nd Row         | 80      | 1     | 0     | 0           | 0      | 4      | 16       | 159            | 0               | 56                  | 1           | 1                 | 0          | 1            | 0     | 0          | 0              | 1        | 20      | 7              | 1                   | 0                | 0          | 6             | 5               |
| 12 | Ila Alu        | 2nd Row         | 40      | 0     | 0     | 0           | 0      | 0      | 6        | 64             | 0               | 22                  | 0           | 0                 | 0          | 4            | 0     | 0          | 0              | 0        | 22      | 1              | 0                   | 0                | 0          | 2             | 6               |
| 13 | Radley Brawa   | Lock            | 80      | 0     | 0     | 0           | 0      | 0      | 13       | 107            | 0               | 42                  | 0           | 0                 | 0          | 2            | 0     | 0          | 0              | 0        | 41      | 2              | 0                   | 0                | 0          | 9             | 13              |
| 14 | Charlie Simon  | Interchange     | 47      | 0     | 0     | 0           | 0      | 0      | 5        | 35             | 1               | 8                   | 0           | 0                 | 0          | 1            | 2     | 0          | 72             | 0        | 14      | 1              | 0                   | 0                | 0          | 2             | 1               |
| 15 | Baundo Aba     | Interchange     | 19      | 0     | 0     | 0           | 0      | 0      | 4        | 34             | 0               | 12                  | 0           | 0                 | 0          | 1            | 0     | 0          | 0              | 0        | 10      | 1              | 0                   | 0                | 0          | 5             | 1               |
| 16 | Dilbert Issac  | Interchange     | 46      | 0     | 0     | 0           | 0      | 0      | 11       | 133            | 0               | 54                  | 0           | 0                 | 0          | 4            | 0     | 0          | 0              | 0        | 21      | 1              | 0                   | 0                | 0          | 5             | 7               |
| 17 | Moses Meninga  | Interchange     | 43      | 0     | 0     | 0           | 0      | 0      | 9        | 93             | 0               | 33                  | 0           | 0                 | 0          | 1            | 0     | 0          | 0              | 1        | 16      | 0              | 0                   | 0                | 0          | 9             | 9               |

### SUNSHINE COAST FALCONS



| No | Name                 | Player Position | Minutes | Tries | Goals | Field Goals | Goal % | Points | All Runs | All Run Metres | Dummy Half Runs | Post Contact Metres | Try Assists | Linebreak Assists | Linebreaks | Tacklebreaks | Kicks | Bomb Kicks | Kicking Metres | Offloads | Tackles | Missed Tackles | Ineffective Tackles | Try Saves (post) | Try Causes | Decoys (post) | Supports (post) |
|----|----------------------|-----------------|---------|-------|-------|-------------|--------|--------|----------|----------------|-----------------|---------------------|-------------|-------------------|------------|--------------|-------|------------|----------------|----------|---------|----------------|---------------------|------------------|------------|---------------|-----------------|
| 1  | Ryan Papenhuyzen     | Fullback        | 80      | 0     | 2     | 0           | 66.67  | 4      | 11       | 98             | 1               | 28                  | 0           | 0                 | 0          | 3            | 2     | 0          | 30             | 0        | 5       | 1              | 0                   | 0                | 1          | 2             | 13              |
| 2  | Matthew Soper-Lawler | Winger          | 80      | 0     | 0     | 0           | 0      | 0      | 11       | 130            | 0               | 42                  | 0           | 0                 | 0          | 6            | 1     | 0          | 42             | 0        | 1       | 0              | 0                   | 0                | 0          | 0             | 10              |
| 3  | William Tolo         | Centre          | 80      | 0     | 0     | 0           | 0      | 0      | 10       | 111            | 0               | 39                  | 0           | 0                 | 0          | 2            | 0     | 0          | 0              | 0        | 17      | 1              | 0                   | 0                | 0          | 2             | 17              |
| 4  | Sandor Earl          | Centre          | 80      | 0     | 0     | 0           | 0      | 0      | 18       | 137            | 0               | 43                  | 0           | 0                 | 0          | 7            | 0     | 0          | 0              | 0        | 17      | 0              | 1                   | 0                | 0          | 2             | 3               |
| 5  | Iliesa Ratuva        | Winger          | 73      | 1     | 0     | 0           | 0      | 4      | 11       | 77             | 3               | 22                  | 0           | 0                 | 0          | 4            | 0     | 0          | 0              | 1        | 6       | 0              | 1                   | 0                | 2          | 0             | 11              |
| 6  | Brentt Warr          | Five-Eighth     | 80      | 0     | 0     | 0           | 0      | 0      | 3        | 10             | 0               | 4                   | 0           | 0                 | 0          | 0            | 2     | 0          | 43             | 0        | 11      | 6              | 0                   | 0                | 0          | 1             | 8               |
| 7  | Rhys Jacks           | Halfback        | 80      | 0     | 0     | 0           | 0      | 0      | 6        | 23             | 0               | 5                   | 1           | 1                 | 0          | 0            | 11    | 3          | 298            | 0        | 21      | 2              | 1                   | 0                | 1          | 1             | 10              |
| 18 | Liam McDonald        | Prop            | 60      | 0     | 0     | 0           | 0      | 0      | 11       | 95             | 0               | 25                  | 0           | 0                 | 0          | 0            | 0     | 0          | 0              | 0        | 34      | 1              | 0                   | 0                | 0          | 7             | 6               |
| 9  | Caleb Daunt          | Hooker          | 66      | 0     | 0     | 0           | 0      | 0      | 4        | 31             | 3               | 7                   | 0           | 0                 | 0          | 1            | 2     | 0          | 102            | 0        | 43      | 4              | 0                   | 0                | 0          | 0             | 1               |
| 11 | Harrison Muller      | Prop            | 52      | 0     | 0     | 0           | 0      | 0      | 11       | 115            | 0               | 34                  | 0           | 0                 | 0          | 2            | 0     | 0          | 0              | 0        | 29      | 1              | 0                   | 0                | 0          | 6             | 7               |
| 12 | Chris Lewis          | 2nd Row         | 80      | 0     | 0     | 0           | 0      | 0      | 13       | 128            | 0               | 50                  | 0           | 0                 | 0          | 2            | 1     | 0          | 19             | 0        | 35      | 6              | 1                   | 0                | 1          | 2             | 5               |
| 10 | Jacob Hind           | 2nd Row         | 80      | 1     | 0     | 0           | 0      | 4      | 12       | 108            | 0               | 43                  | 0           | 0                 | 1          | 3            | 0     | 0          | 0              | 2        | 38      | 1              | 0                   | 0                | 1          | 9             | 3               |
| 13 | Sam Burns            | Lock            | 67      | 0     | 0     | 0           | 0      | 0      | 8        | 49             | 0               | 9                   | 0           | 0                 | 0          | 2            | 0     | 0          | 0              | 0        | 39      | 2              | 1                   | 0                | 0          | 9             | 11              |
| 14 | Lachlan Roe          | Interchange     | 25      | 0     | 0     | 0           | 0      | 0      | 9        | 78             | 0               | 28                  | 0           | 0                 | 0          | 2            | 0     | 0          | 0              | 0        | 14      | 2              | 1                   | 0                | 0          | 3             | 0               |
| 16 | Louis Geraghty       | Interchange     | 38      | 0     | 0     | 0           | 0      | 0      | 6        | 38             | 0               | 15                  | 0           | 0                 | 0          | 0            | 0     | 0          | 0              | 0        | 21      | 1              | 0                   | 0                | 0          | 5             | 10              |
| 17 | Jordan Brown         | Interchange     | 13      | 0     | 0     | 0           | 0      | 0      | 2        | 12             | 0               | 2                   | 0           | 0                 | 0          | 0            | 0     | 0          | 0              | 0        | 12      | 1              | 0                   | 0                | 0          | 2             | 1               |
| 20 | Jake Ainsworth       | Interchange     | 7       | 0     | 0     | 0           | 0      | 0      | 1        | 9              | 0               | 4                   | 0           | 0                 | 0          | 0            | 0     | 0          | 0              | 0        | 0       | 0              | 0                   | 0                | 0          | 0             | 0               |