

MATCH REPORT

2018 INTRUST SUPER CUP - ROUND 1



PAPUA NEW GUINEA HUNTERS VS IPSWICH JETS



HUNTERS

| LINEUP | PLAYER STATS | | | |
|------------------|--------------|---------|--------|--------|
| | Mins | Tackles | Metres | Points |
| 1 Adex Wera | 80 | 10 | 116 | 4 |
| 2 Paul Wawa | 80 | 1 | 92 | 0 |
| 3 Nixon Putt | 80 | 13 | 104 | 0 |
| 4 Willie Minoga | 80 | 24 | 140 | 0 |
| 5 Butler Morris | 80 | 7 | 79 | 0 |
| 6 Ase Boas | 80 | 17 | 54 | 10 |
| 7 Watson Boas | 80 | 13 | 33 | 8 |
| 8 Moses Meninga | 51 | 18 | 68 | 0 |
| 9 Wartovo Puara | 75 | 22 | 34 | 0 |
| 10 Enock Maki | 17 | 3 | 27 | 0 |
| 11 Radley Brawa | 80 | 33 | 111 | 0 |
| 12 John Andy | 80 | 24 | 108 | 0 |
| 13 Adam Korave | 40 | 10 | 65 | 0 |
| 14 Charlie Simon | 28 | 17 | 8 | 0 |
| 15 Mckenzie Yei | 29 | 14 | 50 | 0 |
| 16 Edene GEBBIE | 46 | 6 | 109 | 0 |
| 17 Dilbert Issac | 35 | 18 | 67 | 0 |

| TOP 3 PLAYERS STATS | |
|-------------------------|-----|
| Made Tackles | |
| Radley Brawa | 33 |
| John Andy | 24 |
| Willie Minoga | 24 |
| Runs | |
| Willie Minoga | 14 |
| Radley Brawa | 13 |
| John Andy | 12 |
| Metres with Ball | |
| Willie Minoga | 140 |
| Adex Wera | 116 |
| Radley Brawa | 111 |
| Kicks In Play | |
| Watson Boas | 6 |
| Ase Boas | 4 |
| Charlie Simon | 1 |

GAME DATA

22 2018-03-10 12
OIL SEARCH NATIONAL FOOTBALL STADIUM

REFEREES

TIM RUTHERFORD

| HUN | | POINT SCORING | | JET | |
|--------|--------|---------------|--|--------|--------|
| Scored | Missed | | | Missed | Scored |
| 4 | | TRIES | | | 2 |
| 3 | 1 | CONVERSIONS | | 0 | 2 |
| 0 | 0 | PENALTY GOALS | | 0 | 0 |
| 0 | 0 | DROP GOALS | | 0 | 0 |



| HUN | | ATTACKING | | JET | |
|------|--|-------------------|--|-----|------|
| 130 | | RUNS | | | 167 |
| 1267 | | RUN METRES | | | 1243 |
| 6 | | LINEBREAKS | | | 3 |
| 3 | | LINEBREAK ASSISTS | | | 2 |

| HUN | | KICKING | | JET | |
|-----|--|----------------|--|-----|-----|
| 13 | | KICKS | | | 14 |
| 254 | | KICKING METRES | | | 278 |
| 0 | | 40/20 | | | 0 |

| HUN | | TACKLES | | JET | |
|-----|--|-------------|--|-----|-----|
| 250 | | MADE | | | 265 |
| 50 | | INEFFECTIVE | | | 5 |
| 48 | | MISSED | | | 46 |

| HUN | | ERRORS | | JET | |
|-----|--|-------------------|--|-----|----|
| 20 | | ERRORS | | | 12 |
| 10 | | PENALTIES AGAINST | | | 5 |
| 0 | | SINBIN | | | 0 |
| 0 | | SENT OFF | | | 0 |

JETS

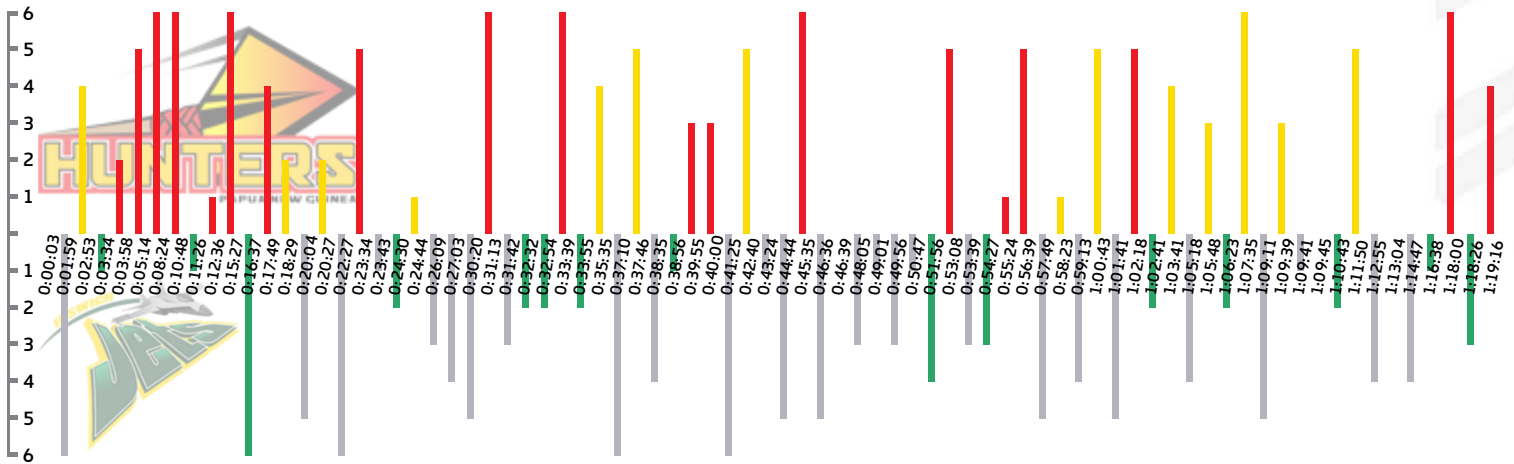
| LINEUP | PLAYER STATS | | | |
|-------------------|--------------|---------|--------|--------|
| | Mins | Tackles | Metres | Points |
| Michael Purcell | 80 | 6 | 66 | 0 |
| Wes Conlon | 80 | 4 | 21 | 4 |
| Pio Seci | 57 | 7 | 99 | 4 |
| Rory Humphreys | 80 | 18 | 70 | 0 |
| Richard Pandia | 80 | 1 | 99 | 0 |
| Julian Christian | 80 | 13 | 28 | 0 |
| Dane Phillips | 10 | 4 | 0 | 0 |
| Tyson Lofipo | 48 | 16 | 90 | 0 |
| Rowan Winterfield | 54 | 32 | 104 | 0 |
| Nathaniel Neale | 80 | 35 | 145 | 4 |
| Ben White | 80 | 30 | 98 | 0 |
| Sebastian Pandia | 80 | 27 | 208 | 0 |
| Ben Shea | 71 | 30 | 121 | 0 |
| Samuel CASLUCK | 23 | 5 | 0 | 0 |
| Jayden Connors | 70 | 11 | 43 | 0 |
| Denzel King | 12 | 5 | 8 | 0 |
| Kierran Moseley | 56 | 21 | 43 | 0 |

| TOP 3 PLAYERS STATS | |
|-------------------------|-------------------|
| Made Tackles | |
| 35 | Nathaniel Neale |
| 32 | Rowan Winterfield |
| 30 | Ben Shea |
| Runs | |
| 22 | Sebastian Pandia |
| 19 | Richard Pandia |
| 16 | Ben White |
| Metres with Ball | |
| 208 | Sebastian Pandia |
| 145 | Nathaniel Neale |
| 121 | Ben Shea |
| Kicks In Play | |
| 5 | Julian Christian |
| 5 | Wes Conlon |
| 2 | Kierran Moseley |

MATCH REPORT

2018 INTRUST SUPER CUP - ROUND 1

| HUNTERS | | | | COMPLETIONS | | | JETS | | | |
|-----------------|-----|-----|-----|-------------|--------------|-----|-----------------|-----|-----|-----|
| STAT TYPE | 1 | 2 | TOT | HUN | COMPLETION % | JET | STAT TYPE | 1 | 2 | TOT |
| Complete Sets | 12 | 7 | 19 | 53% | | 65% | Complete Sets | 10 | 18 | 28 |
| Incomplete Sets | 7 | 10 | 17 | | | | Incomplete Sets | 8 | 7 | 15 |
| Completion % | 63% | 41% | 53% | | | | Completion % | 56% | 72% | 65% |



KEY

Complete Incomplete
 Hunters (Red) Complete (Grey)
 Hunters (Yellow) Incomplete (Green) Jets (Grey)
 Complete (Grey) Incomplete (Green)

| HUNTERS | | | | | | | RUNNING METRES | | | | JETS | | | | | | |
|---------------|----------|----------------|----------|----------------|----------------|----------|----------------|--------------------------|-----|-------------------|----------|----------------|----------|----------------|----------------|----------|--|
| LINEUP | ALL RUNS | ALL RUN METRES | D/H RUNS | D/H RUN METRES | P/C RUN METRES | L/E RUNS | HUN | AVERAGE SET RUN DISTANCE | JET | LINEUP | ALL RUNS | ALL RUN METRES | D/H RUNS | D/H RUN METRES | P/C RUN METRES | L/E RUNS | |
| Adex Wera | 7 | 116 | 0 | 0 | 34 | 0 | 35m | | 29m | Michael Purcell | 14 | 66 | 0 | 0 | 23 | 1 | |
| Paul Wawa | 9 | 92 | 2 | 22 | 31 | 0 | | | | Wes Conlon | 3 | 21 | 1 | 11 | 3 | 0 | |
| Nixon Putt | 11 | 104 | 1 | 10 | 44 | 0 | | | | Pio Seci | 12 | 99 | 0 | 0 | 33 | 0 | |
| Willie Minoga | 14 | 140 | 1 | 13 | 67 | 0 | | | | Rory Humphreys | 10 | 70 | 0 | 0 | 12 | 0 | |
| Butler Morris | 10 | 79 | 1 | 6 | 44 | 0 | | | | Richard Pandia | 19 | 99 | 5 | 32 | 26 | 0 | |
| Ase Boas | 7 | 54 | 2 | 27 | 16 | 3 | | | | Julian Christian | 5 | 28 | 1 | 1 | 8 | 1 | |
| Watson Boas | 4 | 33 | 1 | 8 | 4 | 1 | | | | Dane Phillips | 0 | 0 | 0 | 0 | 0 | 0 | |
| Moses Meninga | 8 | 68 | 0 | 0 | 27 | 0 | | | | Tyson Lofipo | 8 | 90 | 0 | 0 | 30 | 0 | |
| Wartovo Puaa | 4 | 34 | 4 | 34 | 9 | 1 | | | | Rowan Winterfield | 10 | 104 | 0 | 0 | 44 | 0 | |
| Enock Maki | 3 | 27 | 0 | 0 | 11 | 0 | | | | Nathaniel Neale | 15 | 145 | 0 | 0 | 37 | 0 | |
| Radley Brawa | 13 | 111 | 0 | 0 | 36 | 0 | | | | Ben White | 16 | 98 | 0 | 0 | 29 | 1 | |
| John Andy | 12 | 108 | 0 | 0 | 45 | 0 | | | | Sebastian Pandia | 22 | 208 | 2 | 23 | 65 | 0 | |
| Adam Korave | 7 | 65 | 0 | 0 | 28 | 0 | | | | Ben Shea | 14 | 121 | 0 | 0 | 53 | 0 | |
| Charlie Simon | 2 | 8 | 1 | 5 | 2 | 0 | | | | Samuel CASLICK | 2 | 0 | 0 | 0 | 4 | 0 | |
| Mckenzie Yei | 4 | 50 | 0 | 0 | 22 | 0 | | | | Jayden Connors | 8 | 43 | 2 | 20 | 7 | 1 | |
| Edene GEBBIE | 10 | 109 | 1 | 10 | 24 | 0 | | | | Denzel King | 1 | 8 | 0 | 0 | 2 | 0 | |
| Dilbert Issac | 5 | 67 | 0 | 0 | 30 | 0 | | | | Kierran Moseley | 8 | 43 | 4 | 16 | 6 | 3 | |

MATCH REPORT

2018 INTRUST SUPER CUP - ROUND 1

HUNTERS

| LINEUP | RECEIPTS | PASSES | PASSES/RUN | DUMMY PASSES | KICKS | KICK METRES | LONG KICKS SPACE |
|----------------|----------|--------|------------|--------------|-------|-------------|------------------|
| Adex Wera | 16 | 7 | 1 | 1 | 0 | 0 | 0 |
| Paul Wawa | 9 | 0 | 0 | 1 | 0 | 0 | 0 |
| Nixon Putt | 14 | 3 | 0.27 | 2 | 1 | 14 | 0 |
| Willie Minoga | 15 | 2 | 0.14 | 1 | 0 | 0 | 0 |
| Butler Morris | 14 | 2 | 0.2 | 0 | 0 | 0 | 0 |
| Ase Boas | 33 | 22 | 3.14 | 9 | 4 | 104 | 1 |
| Watson Boas | 32 | 23 | 5.75 | 4 | 6 | 83 | 1 |
| Moses Meninga | 9 | 1 | 0.12 | 1 | 0 | 0 | 0 |
| Wartovo Puarua | 59 | 55 | 13.75 | 3 | 1 | 1 | 0 |
| Enock Maki | 3 | 0 | 0 | 0 | 0 | 0 | 0 |
| Radley Brawa | 15 | 2 | 0.15 | 0 | 0 | 0 | 0 |
| John Andy | 12 | 0 | 0 | 1 | 0 | 0 | 0 |
| Adam Korave | 7 | 0 | 0 | 0 | 0 | 0 | 0 |
| Charlie Simon | 34 | 31 | 15.5 | 3 | 1 | 54 | 1 |
| Mckenzie Yei | 4 | 0 | 0 | 0 | 0 | 0 | 0 |
| Edene GEBBIE | 12 | 0 | 0 | 1 | 0 | 0 | 0 |
| Dilbert Issac | 5 | 0 | 0 | 0 | 0 | 0 | 0 |

PASSING/KICKING

| HUN | PASSING | JET |
|------|--------------|------|
| 293 | RECEIPTS | 348 |
| 148 | PASSES | 190 |
| 10 | SHIFTS LEFT | 11 |
| 9 | SHIFTS RIGHT | 9 |
| 1.14 | PASSES/RUN | 1.14 |
| 27 | DUMMY PASSES | 71 |
| 4 | OFFLOADS | 27 |

| HUN | KICKING | JET |
|-----|-----------------------|-----|
| 13 | KICKS | 14 |
| 254 | KICKING METRES | 278 |
| 3 | BOMB KICKS | 1 |
| 3 | GRUBBER KICKS | 8 |
| 2 | CHIP KICKS | 2 |
| 0 | CROSSFIELD KICKS | 0 |
| 2 | FORCED DROPOUT KICKS | 1 |
| 0 | DEAD IN GOAL KICKS | 0 |
| 3 | LONG KICKS INTO SPACE | 1 |

JETS

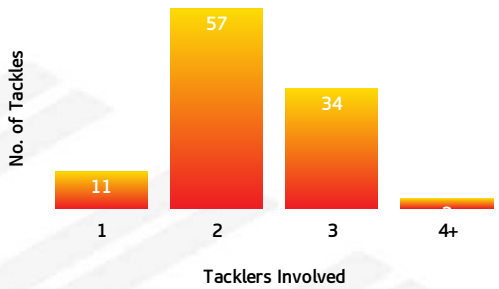
| LINEUP | RECEIPTS | PASSES | PASSES/RUN | DUMMY PASSES | KICKS | KICK METRES | LONG KICKS SPACE |
|-------------------|----------|--------|------------|--------------|-------|-------------|------------------|
| Michael Purcell | 18 | 7 | 0.5 | 4 | 0 | 0 | 0 |
| Wes Conlon | 38 | 33 | 11 | 4 | 5 | 132 | 1 |
| Pio Seci | 13 | 1 | 0.08 | 1 | 0 | 0 | 0 |
| Rory Humphreys | 11 | 4 | 0.4 | 1 | 0 | 0 | 0 |
| Richard Pandia | 19 | 1 | 0.05 | 4 | 0 | 0 | 0 |
| Julian Christian | 37 | 28 | 5.6 | 16 | 5 | 106 | 0 |
| Dane Phillips | 3 | 3 | 0 | 1 | 0 | 0 | 0 |
| Tyson Lofipo | 9 | 1 | 0.12 | 0 | 0 | 0 | 0 |
| Rowan Winterfield | 12 | 1 | 0.1 | 0 | 0 | 0 | 0 |
| Nathaniel Neale | 16 | 0 | 0 | 1 | 0 | 0 | 0 |
| Ben White | 18 | 3 | 0.19 | 4 | 0 | 0 | 0 |
| Sebastian Pandia | 27 | 7 | 0.32 | 2 | 0 | 0 | 0 |
| Ben Shea | 15 | 1 | 0.07 | 0 | 0 | 0 | 0 |
| Samuel CASLICK | 5 | 3 | 1.5 | 3 | 0 | 0 | 0 |
| Jayden Connors | 38 | 31 | 3.88 | 12 | 2 | 32 | 0 |
| Denzel King | 4 | 2 | 2 | 1 | 0 | 0 | 0 |
| Kierran Moseley | 65 | 64 | 8 | 17 | 2 | 7 | 0 |

HUNTERS

TACKLING

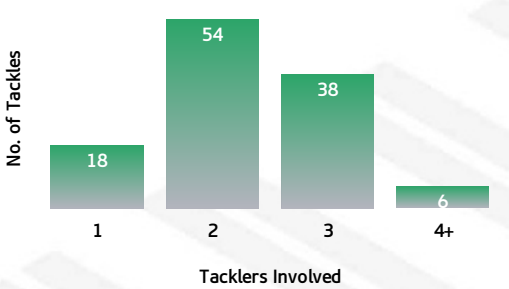
JETS

Hunters Tackling Breakdown



| HUN | TACKLING | JET |
|------|--------------------|------|
| 250 | TACKLES MADE | 265 |
| 50 | INEFFECTIVE | 5 |
| 48 | MISSED | 46 |
| 71.8 | EFFECTIVE TACKLE % | 83.9 |
| 11 | ONE ON ONE TACKLES | 18 |
| 57 | 2 MAN TACKLES | 54 |
| 34 | 3 MAN TACKLES | 38 |
| 3 | 4+ MAN TACKLES | 6 |

Jets Tackling Breakdown

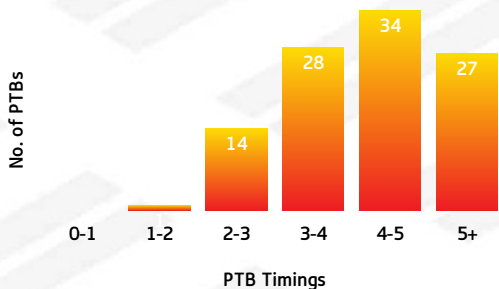


HUNTERS

PLAY THE BALL

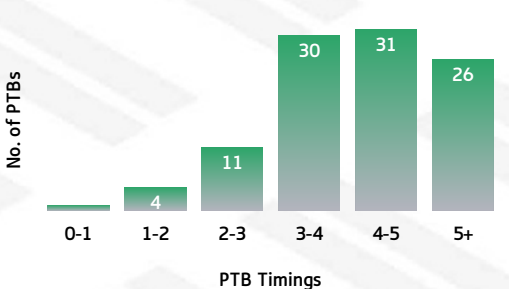
JETS

Hunters PTB Breakdown



| HUN | PTB (SECONDS) | JET |
|-----|---------------|-----|
| 0 | 0-1 SECONDS | 1 |
| 1 | 1-2 SECONDS | 4 |
| 14 | 2-3 SECONDS | 11 |
| 28 | 3-4 SECONDS | 30 |
| 34 | 4-5 SECONDS | 31 |
| 27 | 5+ SECONDS | 26 |

Jets PTB Breakdown

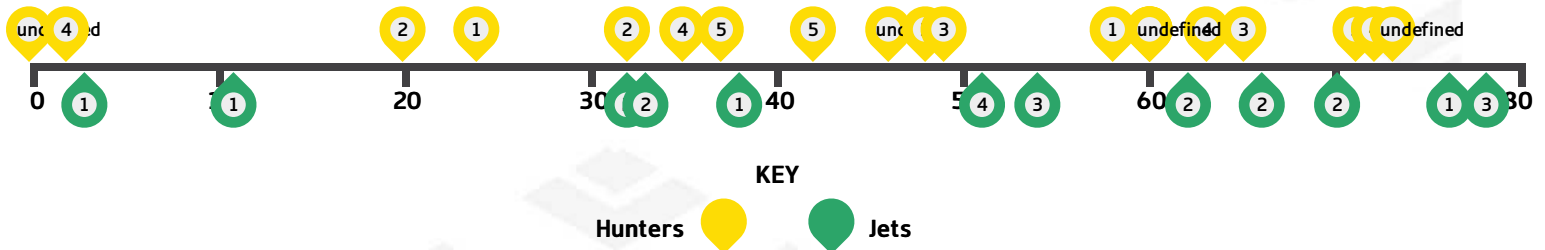


MATCH REPORT

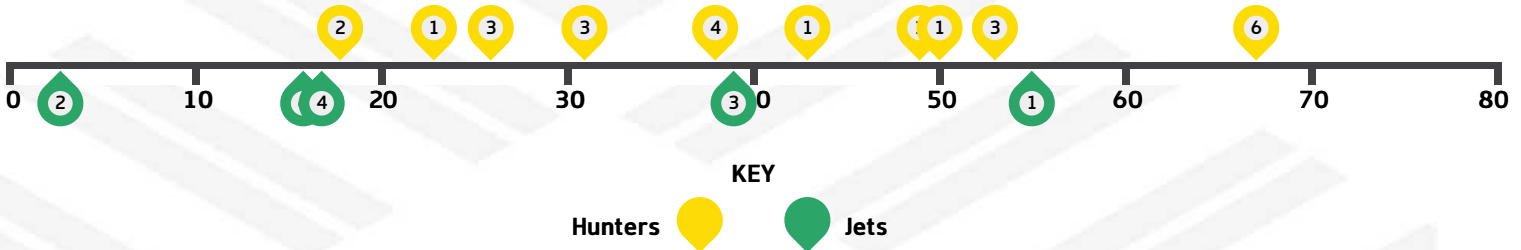
2018 INTRUST SUPER CUP - ROUND 1

| HUNTERS | | | | | | | NEGATIVE PLAY | | | JETS | | | | | | |
|---------------|--------|-----------|---------------|-------------------|------------------|-------------------|---------------|------------------------|-----|-------------------|--------|-----------|---------------|-------------------|------------------|-------------------|
| LINEUP | ERRORS | PENALTIES | PTB PENALTIES | GENERAL PENALTIES | F/PLAY PENALTIES | OFFSIDE PENALTIES | HUN | NEGATIVE PLAY | JET | LINEUP | ERRORS | PENALTIES | PTB PENALTIES | GENERAL PENALTIES | F/PLAY PENALTIES | OFFSIDE PENALTIES |
| Adex Wera | 2 | 0 | 0 | 0 | 0 | 0 | 20 | ERRORS | 12 | Michael Purcell | 1 | 1 | 0 | 0 | 0 | 1 |
| Paul Wawa | 1 | 0 | 0 | 0 | 0 | 0 | 10 | PENALTIES (TOTAL) | 5 | Wes Conlon | 0 | 1 | 1 | 0 | 0 | 0 |
| Nixon Putt | 3 | 1 | 1 | 0 | 0 | 0 | 6 | PTB DEFENCE PENALTIES | 4 | Pio Seci | 3 | 0 | 0 | 0 | 0 | 0 |
| Willie Minoga | 2 | 0 | 0 | 0 | 0 | 0 | 1 | GENERAL PLAY PENALTIES | 0 | Rory Humphreys | 0 | 0 | 0 | 0 | 0 | 0 |
| Butler Morris | 3 | 0 | 0 | 0 | 0 | 0 | 2 | FOUL PLAY PENALTIES | 0 | Richard Pandia | 2 | 0 | 0 | 0 | 0 | 0 |
| Ase Boas | 2 | 2 | 2 | 0 | 0 | 0 | 2 | OFFSIDE PENALTIES | 1 | Julian Christian | 0 | 0 | 0 | 0 | 0 | 0 |
| Watson Boas | 0 | 1 | 0 | 0 | 1 | 0 | 0 | SCRUM PENALTIES | 0 | Dane Phillips | 0 | 1 | 1 | 0 | 0 | 0 |
| Moses Meninga | 1 | 2 | 1 | 0 | 0 | 1 | 0 | ON REPORTS | 0 | Tyson Lofipo | 0 | 0 | 0 | 0 | 0 | 0 |
| Wartovo Puara | 0 | 2 | 1 | 0 | 0 | 1 | 0 | SIN BINS | 0 | Rowan Winterfield | 0 | 2 | 2 | 0 | 0 | 0 |
| Enock Maki | 1 | 0 | 0 | 0 | 0 | 0 | 0 | SEND OFFS | 0 | Nathaniel Neale | 2 | 0 | 0 | 0 | 0 | 0 |
| Radley Brawa | 1 | 0 | 0 | 0 | 0 | 0 | 0 | | | Ben White | 0 | 0 | 0 | 0 | 0 | 0 |
| John Andy | 0 | 0 | 0 | 0 | 0 | 0 | 0 | | | Sebastian Pandia | 0 | 0 | 0 | 0 | 0 | 0 |
| Adam Korave | 0 | 0 | 0 | 0 | 0 | 0 | 0 | | | Ben Shea | 1 | 0 | 0 | 0 | 0 | 0 |
| Charlie Simon | 1 | 1 | 1 | 0 | 0 | 0 | 0 | | | Samuel CASLICK | 1 | 0 | 0 | 0 | 0 | 0 |
| Mckenzie Yei | 0 | 0 | 0 | 0 | 0 | 0 | 0 | | | Jayden Connors | 1 | 0 | 0 | 0 | 0 | 0 |
| Edene GEBBIE | 3 | 0 | 0 | 0 | 0 | 0 | 0 | | | Denzel King | 1 | 0 | 0 | 0 | 0 | 0 |
| Dilbert Issac | 0 | 1 | 0 | 1 | 1 | 0 | 0 | | | Kierran Moseley | 0 | 0 | 0 | 0 | 0 | 0 |

ERROR TIMELINE




PENALTY TIMELINE



MATCH REPORT


2018 INTRUST SUPER CUP - ROUND 1

PAPUA NEW GUINEA HUNTERS



| No | Name | Player Position | Minutes | Tries | Goals | Field Goals | Goal % | Points | All Runs | All Run Metres | Dummy Half Runs | Post Contact Metres | Try Assists | Linebreak Assists | Linebreaks | Tacklebreaks | Kicks | Bomb Kicks | Kicking Metres | Offloads | Tackles | Missed Tackles | Ineffective Tackles | Try Saves (post) | Try Causes | Decoys (post) | Supports (post) |
|----|---------------|-----------------|---------|-------|-------|-------------|--------|--------|----------|----------------|-----------------|---------------------|-------------|-------------------|------------|--------------|-------|------------|----------------|----------|---------|----------------|---------------------|------------------|------------|---------------|-----------------|
| 1 | Adex Wera | Fullback | 80 | 1 | 0 | 0 | 0 | 4 | 7 | 116 | 0 | 34 | 0 | 0 | 1 | 5 | 0 | 0 | 0 | 0 | 10 | 4 | 1 | 0 | 0 | 0 | 9 |
| 2 | Paul Wawa | Winger | 80 | 0 | 0 | 0 | 0 | 0 | 9 | 92 | 2 | 31 | 0 | 0 | 1 | 6 | 0 | 0 | 0 | 0 | 1 | 0 | 1 | 0 | 0 | 1 | 11 |
| 3 | Nixon Putt | Centre | 80 | 0 | 0 | 0 | 0 | 0 | 11 | 104 | 1 | 44 | 0 | 0 | 0 | 5 | 1 | 0 | 14 | 0 | 13 | 3 | 2 | 0 | 2 | 1 | 10 |
| 4 | Willie Minoga | Centre | 80 | 0 | 0 | 0 | 0 | 0 | 14 | 140 | 1 | 67 | 2 | 2 | 0 | 6 | 0 | 0 | 0 | 4 | 24 | 2 | 1 | 0 | 0 | 7 | 8 |
| 5 | Butler Morris | Winger | 80 | 0 | 0 | 0 | 0 | 0 | 10 | 79 | 1 | 44 | 0 | 0 | 0 | 1 | 0 | 0 | 0 | 0 | 7 | 1 | 0 | 0 | 2 | 0 | 9 |
| 6 | Ase Boas | Five-Eighth | 80 | 1 | 3 | 0 | 75 | 10 | 7 | 54 | 2 | 16 | 0 | 1 | 1 | 1 | 4 | 1 | 104 | 0 | 17 | 6 | 2 | 0 | 2 | 3 | 8 |
| 7 | Watson Boas | Halfback | 80 | 2 | 0 | 0 | 0 | 8 | 4 | 33 | 1 | 4 | 0 | 0 | 2 | 9 | 6 | 2 | 83 | 0 | 13 | 3 | 7 | 0 | 0 | 1 | 12 |
| 8 | Moses Meninga | Prop | 51 | 0 | 0 | 0 | 0 | 0 | 8 | 68 | 0 | 27 | 0 | 0 | 0 | 1 | 0 | 0 | 0 | 0 | 18 | 4 | 3 | 0 | 0 | 5 | 3 |
| 9 | Wartovo Puara | Hooker | 75 | 0 | 0 | 0 | 0 | 0 | 4 | 34 | 4 | 9 | 0 | 0 | 0 | 1 | 1 | 0 | 1 | 0 | 22 | 5 | 3 | 0 | 0 | 2 | 6 |
| 10 | Enock Maki | Prop | 17 | 0 | 0 | 0 | 0 | 0 | 3 | 27 | 0 | 11 | 0 | 0 | 0 | 0 | 0 | 0 | 0 | 0 | 3 | 0 | 1 | 0 | 0 | 2 | 4 |
| 11 | Radley Brawa | 2nd Row | 80 | 0 | 0 | 0 | 0 | 0 | 13 | 111 | 0 | 36 | 0 | 0 | 0 | 2 | 0 | 0 | 0 | 0 | 33 | 3 | 6 | 0 | 1 | 4 | 2 |
| 12 | John Andy | 2nd Row | 80 | 0 | 0 | 0 | 0 | 0 | 12 | 108 | 0 | 45 | 0 | 0 | 0 | 4 | 0 | 0 | 0 | 0 | 24 | 4 | 6 | 0 | 0 | 6 | 5 |
| 13 | Adam Korave | Lock | 40 | 0 | 0 | 0 | 0 | 0 | 7 | 65 | 0 | 28 | 0 | 0 | 0 | 1 | 0 | 0 | 0 | 0 | 10 | 5 | 5 | 0 | 0 | 2 | 4 |
| 14 | Charlie Simon | Interchange | 28 | 0 | 0 | 0 | 0 | 0 | 2 | 8 | 1 | 2 | 0 | 0 | 0 | 0 | 1 | 0 | 54 | 0 | 17 | 3 | 1 | 0 | 0 | 0 | 0 |
| 15 | Mckenzie Yei | Interchange | 29 | 0 | 0 | 0 | 0 | 0 | 4 | 50 | 0 | 22 | 0 | 0 | 0 | 0 | 0 | 0 | 0 | 0 | 14 | 2 | 3 | 0 | 0 | 4 | 6 |
| 16 | Edene GEBBIE | Interchange | 46 | 0 | 0 | 0 | 0 | 0 | 10 | 109 | 1 | 24 | 0 | 0 | 1 | 4 | 0 | 0 | 0 | 0 | 6 | 1 | 2 | 0 | 0 | 0 | 4 |
| 17 | Dilbert Issac | Interchange | 35 | 0 | 0 | 0 | 0 | 0 | 5 | 67 | 0 | 30 | 0 | 0 | 0 | 0 | 0 | 0 | 0 | 0 | 18 | 2 | 6 | 0 | 0 | 3 | 3 |

IPSWICH JETS



| No | Name | Player Position | Minutes | Tries | Goals | Field Goals | Goal % | Points | All Runs | All Run Metres | Dummy Half Runs | Post Contact Metres | Try Assists | Linebreak Assists | Linebreaks | Tacklebreaks | Kicks | Bomb Kicks | Kicking Metres | Offloads | Tackles | Missed Tackles | Ineffective Tackles | Try Saves (post) | Try Causes | Decoys (post) | Supports (post) |
|----|-------------------|-----------------|---------|-------|-------|-------------|--------|--------|----------|----------------|-----------------|---------------------|-------------|-------------------|------------|--------------|-------|------------|----------------|----------|---------|----------------|---------------------|------------------|------------|---------------|-----------------|
| 1 | Michael Purcell | Fullback | 80 | 0 | 0 | 0 | 0 | 0 | 14 | 66 | 0 | 23 | 0 | 0 | 0 | 5 | 0 | 0 | 0 | 0 | 6 | 4 | 1 | 0 | 3 | 1 | 7 |
| 2 | Wes Conlon | Winger | 80 | 0 | 2 | 0 | 100 | 4 | 3 | 21 | 1 | 3 | 0 | 0 | 0 | 0 | 5 | 0 | 132 | 0 | 4 | 1 | 0 | 0 | 0 | 1 | 10 |
| 3 | Pio Seci | Centre | 57 | 1 | 0 | 0 | 0 | 4 | 12 | 99 | 0 | 33 | 0 | 0 | 1 | 0 | 0 | 0 | 0 | 0 | 7 | 1 | 0 | 0 | 0 | 3 | 5 |
| 17 | Rory Humphreys | Centre | 80 | 0 | 0 | 0 | 0 | 0 | 10 | 70 | 0 | 12 | 0 | 0 | 1 | 5 | 0 | 0 | 0 | 6 | 18 | 4 | 2 | 0 | 1 | 5 | 5 |
| 5 | Richard Pandia | Winger | 80 | 0 | 0 | 0 | 0 | 0 | 19 | 99 | 5 | 26 | 0 | 1 | 0 | 5 | 0 | 0 | 0 | 4 | 1 | 4 | 0 | 0 | 1 | 1 | 3 |
| 6 | Julian Christian | Five-Eighth | 80 | 0 | 0 | 0 | 0 | 0 | 5 | 28 | 1 | 8 | 0 | 0 | 0 | 0 | 5 | 1 | 106 | 0 | 13 | 4 | 1 | 0 | 2 | 4 | 14 |
| 7 | Dane Phillips | Halfback | 10 | 0 | 0 | 0 | 0 | 0 | 0 | 0 | 0 | 0 | 0 | 0 | 0 | 0 | 0 | 0 | 0 | 0 | 4 | 1 | 0 | 0 | 0 | 0 | 0 |
| 8 | Tyson Lofipo | Prop | 48 | 0 | 0 | 0 | 0 | 0 | 8 | 90 | 0 | 30 | 0 | 0 | 0 | 3 | 0 | 0 | 0 | 0 | 16 | 1 | 0 | 0 | 0 | 0 | 4 |
| 16 | Rowan Winterfield | Hooker | 54 | 0 | 0 | 0 | 0 | 0 | 10 | 104 | 0 | 44 | 0 | 0 | 0 | 0 | 0 | 0 | 0 | 1 | 32 | 2 | 0 | 0 | 1 | 3 | 4 |
| 10 | Nathaniel Neale | Prop | 80 | 1 | 0 | 0 | 0 | 4 | 15 | 145 | 0 | 37 | 0 | 0 | 1 | 11 | 0 | 0 | 0 | 5 | 35 | 5 | 0 | 0 | 2 | 10 | 13 |
| 11 | Ben White | 2nd Row | 80 | 0 | 0 | 0 | 0 | 0 | 16 | 98 | 0 | 29 | 1 | 1 | 0 | 5 | 0 | 0 | 0 | 3 | 30 | 3 | 0 | 0 | 0 | 1 | 7 |
| 12 | Sebastian Pandia | 2nd Row | 80 | 0 | 0 | 0 | 0 | 0 | 22 | 208 | 2 | 65 | 0 | 0 | 0 | 8 | 0 | 0 | 0 | 5 | 27 | 5 | 0 | 0 | 0 | 6 | 4 |
| 13 | Ben Shea | Lock | 71 | 0 | 0 | 0 | 0 | 0 | 14 | 121 | 0 | 53 | 0 | 0 | 0 | 2 | 0 | 0 | 0 | 1 | 30 | 3 | 0 | 0 | 1 | 5 | 5 |
| 4 | Samuel CASLICK | Interchange | 23 | 0 | 0 | 0 | 0 | 0 | 2 | 0 | 0 | 4 | 0 | 0 | 0 | 1 | 0 | 0 | 0 | 1 | 5 | 1 | 0 | 0 | 1 | 0 | 3 |
| 9 | Jayden Connors | Interchange | 70 | 0 | 0 | 0 | 0 | 0 | 8 | 43 | 2 | 7 | 0 | 0 | 0 | 3 | 2 | 0 | 32 | 1 | 11 | 5 | 1 | 0 | 1 | 3 | 5 |
| 14 | Denzel King | Interchange | 12 | 0 | 0 | 0 | 0 | 0 | 1 | 8 | 0 | 2 | 0 | 0 | 0 | 0 | 0 | 0 | 0 | 0 | 5 | 1 | 0 | 0 | 0 | 0 | 3 |
| 15 | Kierran Moseley | Interchange | 56 | 0 | 0 | 0 | 0 | 0 | 8 | 43 | 4 | 6 | 0 | 0 | 0 | 0 | 2 | 0 | 7 | 0 | 21 | 1 | 0 | 0 | 0 | 2 | 2 |