

MATCH REPORT

2018 INTRUST SUPER CUP - ROUND 17



MACKAY CUTTERS VS IPSWICH JETS



CUTTERS

| LINEUP | PLAYER STATS | | | |
|-----------------------|--------------|---------|--------|--------|
| | Mins | Tackles | Metres | Points |
| 1 Nicholas Hynes | 80 | 22 | 26 | 0 |
| 2 Yamba Bowie | 80 | 1 | 53 | 0 |
| 3 Jack Joass | 80 | 5 | 30 | 0 |
| 4 Sheldon BOBBERT | 80 | 12 | 39 | 0 |
| 5 Dane Francis | 80 | 6 | 27 | 0 |
| 6 Kyle Laybutt | 80 | 10 | 18 | 0 |
| 7 Cooper Bambling | 66 | 25 | 0 | 0 |
| 8 Jordan Grant | 52 | 36 | 52 | 0 |
| 9 Kellen Jenner | 62 | 39 | 15 | 0 |
| 10 Nick Brown | 55 | 36 | 25 | 0 |
| 11 Mitchell Dunn | 63 | 29 | 13 | 0 |
| 12 Shane Wright | 80 | 30 | 8 | 0 |
| 13 Tom Murphy | 56 | 26 | 36 | 0 |
| 14 Jayden Hodges | 55 | 33 | 31 | 0 |
| 16 Bennett Leslie | 34 | 19 | 54 | 0 |
| 17 Brenden Treston | 25 | 13 | 73 | 0 |
| 18 Johnny Faletagoa'i | 11 | 4 | 44 | 0 |

| TOP 3 PLAYERS STATS | |
|-------------------------|----|
| Made Tackles | |
| Kellen Jenner | 39 |
| Nick Brown | 36 |
| Jordan Grant | 36 |
| Runs | |
| Brenden Treston | 7 |
| Jack Joass | 6 |
| Bennett Leslie | 5 |
| Metres with Ball | |
| Brenden Treston | 73 |
| Bennett Leslie | 54 |
| Yamba Bowie | 53 |
| Kicks In Play | |
| Kyle Laybutt | 3 |
| Jayden Hodges | 1 |
| Cooper Bambling | 1 |

GAME DATA

0 2018-07-06 54
BB PRINT STADIUM
MACKAY

REFEREES

NICK PELGRAVE

CUT POINT SCORING JET

| Scored | Missed | Point Scoring | Missed | Scored |
|--------|--------|---------------|--------|--------|
| 0 | | TRIES | | 9 |
| 0 | 0 | CONVERSIONS | 1 | 8 |
| 0 | 0 | PENALTY GOALS | 1 | 1 |
| 0 | 0 | DROP GOALS | 0 | 0 |

CUT POSSESSION % JET



CUT ATTACKING JET

| | | |
|-----|-------------------|------|
| 68 | RUNS | 191 |
| 552 | RUN METRES | 1774 |
| 0 | LINEBREAKS | 7 |
| 0 | LINEBREAK ASSISTS | 1 |

CUT KICKING JET

| | | |
|-----|----------------|-----|
| 5 | KICKS | 23 |
| 135 | KICKING METRES | 432 |
| 0 | 40/20 | 0 |

CUT TACKLES JET

| | | |
|-----|-------------|-----|
| 346 | MADE | 109 |
| 44 | INEFFECTIVE | 10 |
| 63 | MISSED | 15 |

CUT ERRORS JET

| | | |
|----|-------------------|---|
| 13 | ERRORS | 6 |
| 5 | PENALTIES AGAINST | 5 |
| 0 | SINBIN | 0 |
| 0 | SENT OFF | 0 |

JETS

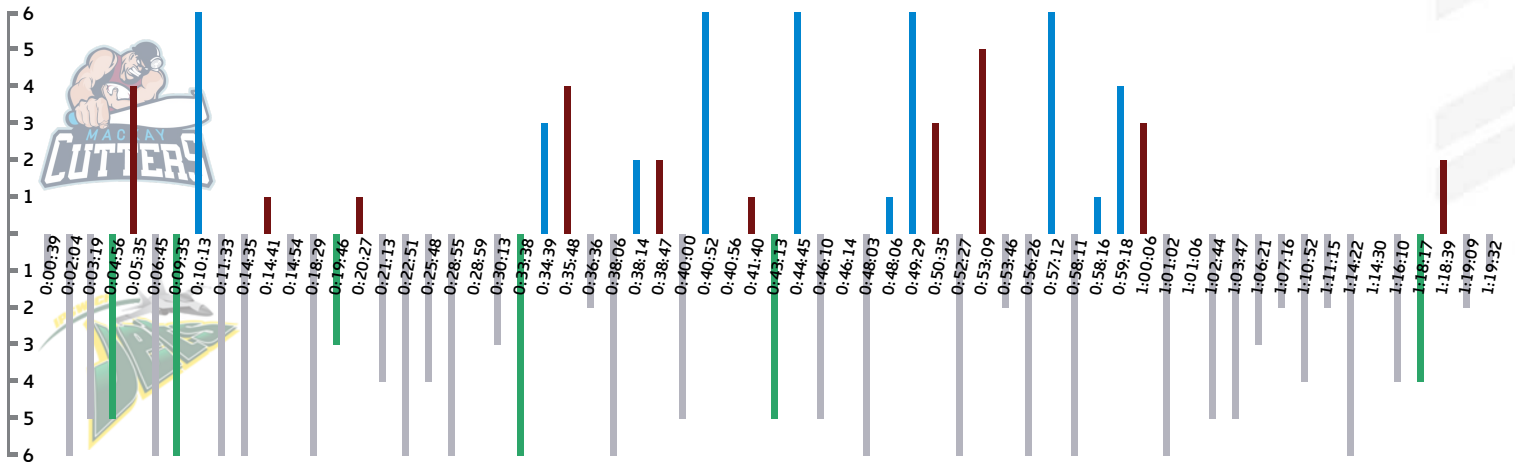
| PLAYER STATS | LINEUP | | | |
|--------------|--------|---------|--------|-----------------------|
| | Mins | Tackles | Metres | Points |
| 80 | 3 | 64 | 8 | 1 Michael Purcell |
| 80 | 2 | 61 | 26 | 2 Marmin Barba |
| 80 | 3 | 113 | 4 | 3 Ben White |
| 80 | 2 | 55 | 4 | 4 Samuel Caslick |
| 80 | 1 | 183 | 4 | 5 Richard Pandia |
| 80 | 3 | 25 | 4 | 6 Chris Ash |
| 80 | 4 | 0 | 0 | 7 Dane Phillips |
| 46 | 8 | 187 | 0 | 8 Tyson Lofipo |
| 50 | 7 | 137 | 4 | 9 Jayden Connors |
| 70 | 14 | 177 | 0 | 10 Nathaniel Neale |
| 45 | 8 | 159 | 0 | 17 Billy McConnachie |
| 56 | 8 | 120 | 0 | 12 Sebastian Pandia |
| 80 | 14 | 186 | 0 | 13 Ben Shea |
| 35 | 16 | 99 | 0 | 11 Rowan Winterfield |
| 37 | 8 | 51 | 0 | 16 Fakahoko Teutau |
| 32 | 0 | 62 | 0 | 18 Wes Conlon |
| 30 | 8 | 84 | 0 | 19 Mitchell Carpenter |

| TOP 3 PLAYERS STATS | |
|-------------------------|-------------------|
| Made Tackles | |
| 16 | Rowan Winterfield |
| 14 | Ben Shea |
| 14 | Nathaniel Neale |
| Runs | |
| 22 | Ben Shea |
| 21 | Richard Pandia |
| 19 | Nathaniel Neale |
| Metres with Ball | |
| 187 | Tyson Lofipo |
| 186 | Ben Shea |
| 183 | Richard Pandia |
| Kicks In Play | |
| 16 | Dane Phillips |
| 2 | Wes Conlon |
| 2 | Jayden Connors |

MATCH REPORT

2018 INTRUST SUPER CUP - ROUND 17

| CUTTERS | | | | COMPLETIONS | | | JETS | | | |
|-----------------|-----|-----|-----|-------------|--------------|-----|-----------------|-----|-----|-----|
| STAT TYPE | 1 | 2 | TOT | CUT | COMPLETION % | JET | STAT TYPE | 1 | 2 | TOT |
| Complete Sets | 3 | 7 | 10 | 42% | | 82% | Complete Sets | 16 | 17 | 33 |
| Incomplete Sets | 6 | 8 | 14 | | | | Incomplete Sets | 4 | 3 | 7 |
| Completion % | 33% | 47% | 42% | | | | Completion % | 80% | 85% | 82% |



KEY

Complete Incomplete Cutters Jets Complete Incomplete

| CUTTERS | | | | | | | RUNNING METRES | | | JETS | | | | | | |
|--------------------|----------|----------------|----------|----------------|----------------|----------|----------------|--------------------------|-----|--------------------|----------|----------------|----------|----------------|----------------|----------|
| LINEUP | ALL RUNS | ALL RUN METRES | D/H RUNS | D/H RUN METRES | P/C RUN METRES | L/E RUNS | CUT | AVERAGE SET RUN DISTANCE | JET | LINEUP | ALL RUNS | ALL RUN METRES | D/H RUNS | D/H RUN METRES | P/C RUN METRES | L/E RUNS |
| Nicholas Hynes | 4 | 26 | 0 | 0 | 5 | 1 | 23m | | 44m | Michael Purcell | 8 | 64 | 1 | 16 | 21 | 0 |
| Yamba Bowie | 5 | 53 | 2 | 20 | 19 | 0 | | | | Marmin Barba | 5 | 61 | 0 | 0 | 4 | 0 |
| Jack Joass | 6 | 30 | 0 | 0 | 12 | 0 | CUT | ALL RUN (M) | JET | Ben White | 14 | 113 | 1 | 8 | 47 | 0 |
| Sheldon BOBBERT | 5 | 39 | 3 | 29 | 13 | 1 | 106 | BACK THREE | 308 | Samuel Caslick | 9 | 55 | 0 | 0 | 14 | 0 |
| Dane Francis | 4 | 27 | 2 | 18 | 10 | 0 | 69 | CENTRES | 168 | Richard Pandia | 21 | 183 | 5 | 45 | 61 | 0 |
| Kyle Laybutt | 4 | 18 | 0 | 0 | 4 | 1 | 18 | HALVES | 25 | Chris Ash | 3 | 25 | 0 | 0 | 5 | 0 |
| Cooper Bambling | 1 | 0 | 0 | 0 | 0 | 0 | 57 | EDGE FORWARDS/LOCK | 465 | Dane Phillips | 2 | 0 | 0 | 0 | 0 | 2 |
| Jordan Grant | 4 | 52 | 0 | 0 | 26 | 0 | 77 | PROPS | 364 | Tyson Lofipo | 17 | 187 | 0 | 0 | 76 | 0 |
| Kellen Jenner | 4 | 15 | 0 | 0 | 7 | 1 | 15 | HOOKER | 137 | Jayden Connors | 12 | 137 | 8 | 89 | 29 | 2 |
| Nick Brown | 3 | 25 | 0 | 0 | 8 | 0 | 202 | INTERCHANGE | 296 | Nathaniel Neale | 19 | 177 | 0 | 0 | 83 | 0 |
| Mitchell Dunn | 4 | 13 | 0 | 0 | 5 | 0 | CUT | DUMMY HALF (M) | JET | Billy McConnachie | 15 | 159 | 0 | 0 | 52 | 1 |
| Shane Wright | 1 | 8 | 0 | 0 | 2 | 0 | 38 | BACK THREE | 61 | Sebastian Pandia | 16 | 120 | 1 | 12 | 55 | 0 |
| Tom Murphy | 3 | 36 | 0 | 0 | 6 | 0 | 29 | CENTRES | 8 | Ben Shea | 22 | 186 | 0 | 0 | 78 | 1 |
| Jayden Hodges | 4 | 31 | 4 | 31 | 5 | 2 | 0 | HALVES | 0 | Rowan Winterfield | 9 | 99 | 0 | 0 | 38 | 0 |
| Bennett Leslie | 5 | 54 | 0 | 0 | 22 | 0 | 0 | EDGE FORWARDS/LOCK | 12 | Fakahoko Teutau | 8 | 51 | 0 | 0 | 18 | 2 |
| Brenden Treston | 7 | 73 | 0 | 0 | 31 | 0 | 0 | PROPS | 0 | Wes Conlon | 4 | 62 | 1 | 1 | 3 | 2 |
| Johnny Faletogoa'i | 4 | 44 | 0 | 0 | 22 | 0 | 0 | HOOKER | 89 | Mitchell Carpenter | 7 | 84 | 0 | 0 | 32 | 0 |
| | | | | | | | 31 | INTERCHANGE | 1 | | | | | | | |

MATCH REPORT

2018 INTRUST SUPER CUP - ROUND 17

CUTTERS PASSING/KICKING JETS

| LINEUP | RECEIPTS | PASSES | PASSES/RUN | DUMMY PASSES | KICKS | KICK METRES | LONG KICKS SPACE |
|--------------------|----------|--------|------------|--------------|-------|-------------|------------------|
| Nicholas Hynes | 7 | 2 | 0.5 | 2 | 0 | 0 | 0 |
| Yamba Bowie | 7 | 1 | 0.2 | 0 | 0 | 0 | 0 |
| Jack Joass | 14 | 5 | 0.83 | 1 | 0 | 0 | 0 |
| Sheldon BOBBERT | 9 | 2 | 0.4 | 0 | 0 | 0 | 0 |
| Dane Francis | 8 | 2 | 0.5 | 0 | 0 | 0 | 0 |
| Kyle Laybutt | 18 | 13 | 3.25 | 3 | 3 | 100 | 1 |
| Cooper Bambling | 4 | 2 | 2 | 0 | 1 | 19 | 0 |
| Jordan Grant | 5 | 1 | 0.25 | 0 | 0 | 0 | 0 |
| Kellen Jenner | 9 | 5 | 1.25 | 0 | 0 | 0 | 0 |
| Nick Brown | 4 | 1 | 0.33 | 0 | 0 | 0 | 0 |
| Mitchell Dunn | 7 | 2 | 0.5 | 1 | 0 | 0 | 0 |
| Shane Wright | 3 | 2 | 2 | 0 | 0 | 0 | 0 |
| Tom Murphy | 3 | 0 | 0 | 0 | 0 | 0 | 0 |
| Jayden Hodges | 35 | 31 | 7.75 | 7 | 1 | 15 | 0 |
| Bennett Leslie | 5 | 0 | 0 | 1 | 0 | 0 | 0 |
| Brenden Treston | 7 | 0 | 0 | 2 | 0 | 0 | 0 |
| Johnny Faletagoa'i | 4 | 0 | 0 | 0 | 0 | 0 | 0 |

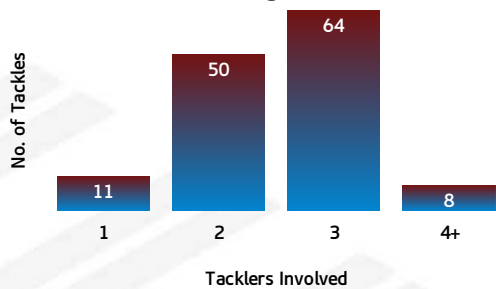
| CUT | PASSING | JET |
|------|--------------|------|
| 149 | RECEIPTS | 441 |
| 69 | PASSES | 231 |
| 2 | SHIFTS LEFT | 7 |
| 3 | SHIFTS RIGHT | 14 |
| 1.01 | PASSES/RUN | 1.21 |
| 17 | DUMMY PASSES | 76 |
| 6 | OFFLOADS | 25 |

| LINEUP | RECEIPTS | PASSES | PASSES/RUN | DUMMY PASSES | KICKS | KICK METRES | LONG KICKS SPACE |
|--------------------|----------|--------|------------|--------------|-------|-------------|------------------|
| Michael Purcell | 20 | 8 | 1 | 4 | 0 | 0 | 0 |
| Marmin Barba | 13 | 4 | 0.8 | 0 | 1 | 25 | 0 |
| Ben White | 19 | 5 | 0.36 | 1 | 0 | 0 | 0 |
| Samuel Caslick | 24 | 14 | 1.56 | 8 | 1 | 0 | 0 |
| Richard Pandia | 20 | 0 | 0 | 0 | 0 | 0 | 0 |
| Chris Ash | 39 | 33 | 11 | 11 | 1 | 9 | 0 |
| Dane Phillips | 65 | 48 | 24 | 20 | 16 | 306 | 1 |
| Tyson Lofipo | 18 | 2 | 0.12 | 0 | 0 | 0 | 0 |
| Jayden Connors | 76 | 68 | 5.67 | 14 | 2 | 20 | 0 |
| Nathaniel Neale | 19 | 0 | 0 | 1 | 0 | 0 | 0 |
| Billy McConnachie | 15 | 1 | 0.07 | 0 | 0 | 0 | 0 |
| Sebastian Pandia | 16 | 0 | 0 | 3 | 0 | 0 | 0 |
| Ben Shea | 23 | 2 | 0.09 | 2 | 0 | 0 | 0 |
| Rowan Winterfield | 9 | 0 | 0 | 1 | 0 | 0 | 0 |
| Fakahoko Teutau | 13 | 6 | 0.75 | 3 | 0 | 0 | 0 |
| Wes Conlon | 44 | 39 | 9.75 | 8 | 2 | 70 | 0 |
| Mitchell Carpenter | 8 | 1 | 0.14 | 0 | 0 | 0 | 0 |

| CUT | KICKING | JET |
|-----|-----------------------|-----|
| 5 | KICKS | 23 |
| 135 | KICKING METRES | 432 |
| 0 | BOMB KICKS | 8 |
| 1 | GRUBBER KICKS | 7 |
| 2 | CHIP KICKS | 6 |
| 0 | CROSSFIELD KICKS | 0 |
| 1 | FORCED DROPOUT KICKS | 4 |
| 0 | DEAD IN GOAL KICKS | 0 |
| 1 | LONG KICKS INTO SPACE | 1 |

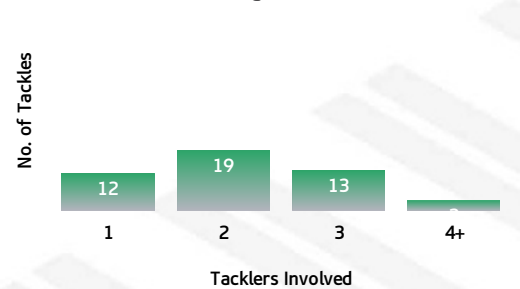
CUTTERS TACKLING JETS

Cutters Tackling Breakdown



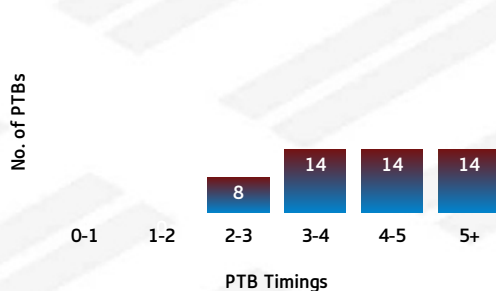
| CUT | TACKLING | JET |
|------|--------------------|------|
| 346 | TACKLES MADE | 109 |
| 44 | INEFFECTIVE | 10 |
| 63 | MISSED | 15 |
| 76.4 | EFFECTIVE TACKLE % | 81.3 |
| 11 | ONE ON ONE TACKLES | 12 |
| 50 | 2 MAN TACKLES | 19 |
| 64 | 3 MAN TACKLES | 13 |
| 8 | 4+ MAN TACKLES | 3 |

Jets Tackling Breakdown



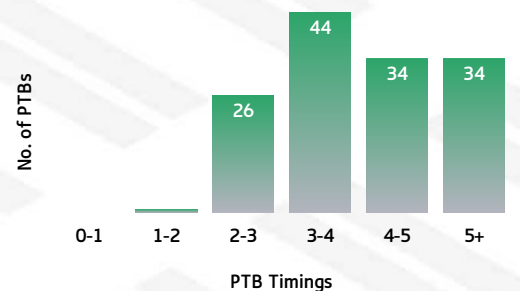
CUTTERS PLAY THE BALL JETS

Cutters PTB Breakdown



| CUT | PTB (SECONDS) | JET |
|-----|---------------|-----|
| 0 | 0-1 SECONDS | 0 |
| 0 | 1-2 SECONDS | 1 |
| 8 | 2-3 SECONDS | 26 |
| 14 | 3-4 SECONDS | 44 |
| 14 | 4-5 SECONDS | 34 |
| 14 | 5+ SECONDS | 34 |

Jets PTB Breakdown

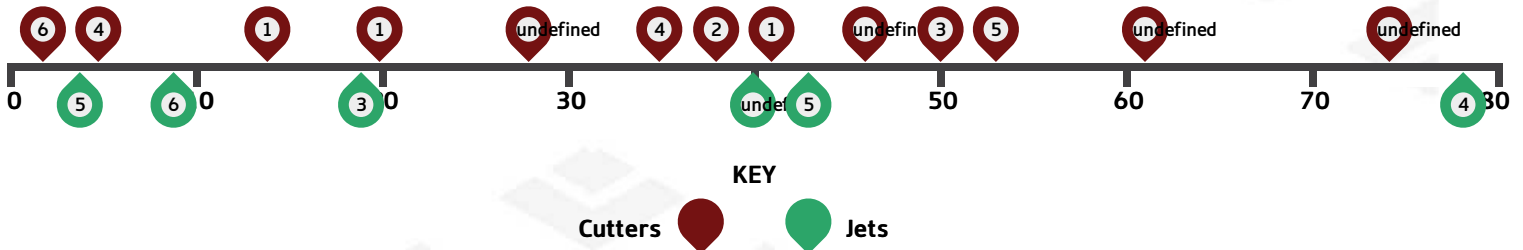


MATCH REPORT

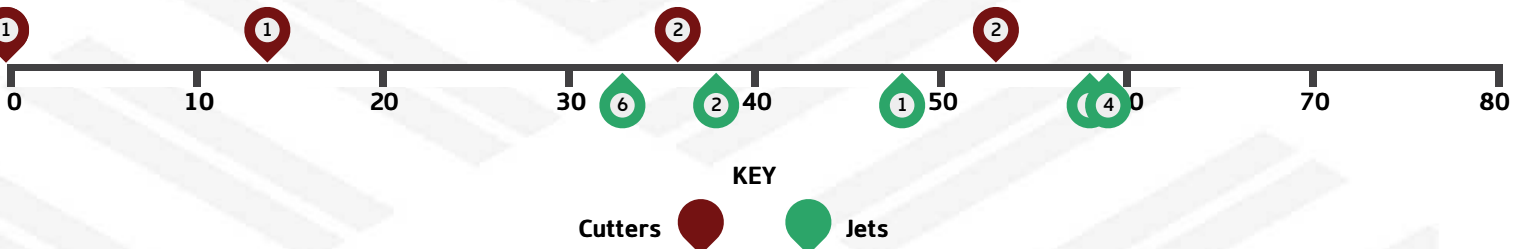
2018 INTRUST SUPER CUP - ROUND 17

| CUTTERS | | | | | | | NEGATIVE PLAY | | | JETS | | | | | | |
|--------------------|--------|-----------|---------------|-------------------|------------------|-------------------|---------------|------------------------|-----|--------------------|--------|-----------|---------------|-------------------|------------------|-------------------|
| LINEUP | ERRORS | PENALTIES | PTB PENALTIES | GENERAL PENALTIES | F/PLAY PENALTIES | OFFSIDE PENALTIES | CUT | NEGATIVE PLAY | JET | LINEUP | ERRORS | PENALTIES | PTB PENALTIES | GENERAL PENALTIES | F/PLAY PENALTIES | OFFSIDE PENALTIES |
| Nicholas Hynes | 2 | 1 | 0 | 0 | 0 | 1 | 13 | ERRORS | 6 | Michael Purcell | 2 | 0 | 0 | 0 | 0 | 0 |
| Yamba Bowie | 1 | 0 | 0 | 0 | 0 | 0 | 5 | PENALTIES (TOTAL) | 5 | Marmin Barba | 0 | 0 | 0 | 0 | 0 | 0 |
| Jack Joass | 4 | 1 | 0 | 1 | 0 | 0 | 1 | PTB DEFENCE PENALTIES | 1 | Ben White | 0 | 0 | 0 | 0 | 0 | 0 |
| Sheldon BOBBERT | 2 | 0 | 0 | 0 | 0 | 0 | 1 | GENERAL PLAY PENALTIES | 0 | Samuel Caslick | 1 | 0 | 0 | 0 | 0 | 0 |
| Dane Francis | 2 | 0 | 0 | 0 | 0 | 0 | 0 | FOUL PLAY PENALTIES | 2 | Richard Pandia | 0 | 0 | 0 | 0 | 0 | 0 |
| Kyle Laybutt | 1 | 1 | 0 | 0 | 0 | 1 | 3 | OFFSIDE PENALTIES | 2 | Chris Ash | 0 | 1 | 0 | 0 | 1 | 0 |
| Cooper Bambling | 0 | 0 | 0 | 0 | 0 | 0 | 0 | SCRUM PENALTIES | 0 | Dane Phillips | 0 | 2 | 0 | 0 | 1 | 1 |
| Jordan Grant | 0 | 0 | 0 | 0 | 0 | 0 | 0 | ON REPORTS | 1 | Tyson Lofipo | 0 | 0 | 0 | 0 | 0 | 0 |
| Kellen Jenner | 0 | 1 | 0 | 0 | 0 | 1 | 0 | SIN BINS | 0 | Jayden Connors | 0 | 0 | 0 | 0 | 0 | 0 |
| Nick Brown | 0 | 0 | 0 | 0 | 0 | 0 | 0 | SEND OFFS | 0 | Nathaniel Neale | 2 | 1 | 1 | 0 | 0 | 0 |
| Mitchell Dunn | 0 | 1 | 1 | 0 | 0 | 0 | | | | Billy McConnachie | 0 | 0 | 0 | 0 | 0 | 0 |
| Shane Wright | 0 | 0 | 0 | 0 | 0 | 0 | | | | Sebastian Pandia | 0 | 1 | 0 | 0 | 0 | 1 |
| Tom Murphy | 0 | 0 | 0 | 0 | 0 | 0 | | | | Ben Shea | 0 | 0 | 0 | 0 | 0 | 0 |
| Jayden Hodges | 0 | 0 | 0 | 0 | 0 | 0 | | | | Rowan Winterfield | 0 | 0 | 0 | 0 | 0 | 0 |
| Bennett Leslie | 0 | 0 | 0 | 0 | 0 | 0 | | | | Fakahoko Teutau | 0 | 0 | 0 | 0 | 0 | 0 |
| Brenden Treston | 1 | 0 | 0 | 0 | 0 | 0 | | | | Wes Conlon | 0 | 0 | 0 | 0 | 0 | 0 |
| Johnny Faletagoa'i | 0 | 0 | 0 | 0 | 0 | 0 | | | | Mitchell Carpenter | 1 | 0 | 0 | 0 | 0 | 0 |

ERROR TIMELINE



PENALTY TIMELINE



MATCH REPORT

2018 INTRUST SUPER CUP - ROUND 17

MACKAY CUTTERS



| No | Name | Player Position | Minutes | Tries | Goals | Field Goals | Goal % | Points | All Runs | All Run Metres | Dummy Half Runs | Post Contact Metres | Try Assists | Linebreak Assists | Linebreaks | Tacklebreaks | Kicks | Bomb Kicks | Kicking Metres | Offloads | Tackles | Missed Tackles | Ineffective Tackles | Try Saves (post) | Try Causes | Decoys (post) | Supports (post) |
|----|--------------------|-----------------|---------|-------|-------|-------------|--------|--------|----------|----------------|-----------------|---------------------|-------------|-------------------|------------|--------------|-------|------------|----------------|----------|---------|----------------|---------------------|------------------|------------|---------------|-----------------|
| 1 | Nicholas Hynes | Fullback | 80 | 0 | 0 | 0 | 0 | 0 | 4 | 26 | 0 | 5 | 0 | 0 | 0 | 0 | 0 | 0 | 0 | 1 | 22 | 7 | 2 | 0 | 1 | 2 | 13 |
| 2 | Yamba Bowie | Winger | 80 | 0 | 0 | 0 | 0 | 0 | 5 | 53 | 2 | 19 | 0 | 0 | 0 | 2 | 0 | 0 | 0 | 0 | 1 | 1 | 2 | 0 | 1 | 1 | 5 |
| 3 | Jack Joass | Centre | 80 | 0 | 0 | 0 | 0 | 0 | 6 | 30 | 0 | 12 | 0 | 0 | 0 | 0 | 0 | 0 | 0 | 0 | 5 | 3 | 1 | 0 | 3 | 2 | 7 |
| 4 | Sheldon BOBBERT | Centre | 80 | 0 | 0 | 0 | 0 | 0 | 5 | 39 | 3 | 13 | 0 | 0 | 0 | 1 | 0 | 0 | 0 | 0 | 12 | 4 | 3 | 0 | 0 | 0 | 3 |
| 5 | Dane Francis | Winger | 80 | 0 | 0 | 0 | 0 | 0 | 4 | 27 | 2 | 10 | 0 | 0 | 0 | 2 | 0 | 0 | 0 | 1 | 6 | 1 | 0 | 0 | 2 | 0 | 6 |
| 6 | Kyle Laybutt | Five-Eighth | 80 | 0 | 0 | 0 | 0 | 0 | 4 | 18 | 0 | 4 | 0 | 0 | 0 | 0 | 3 | 0 | 100 | 1 | 10 | 2 | 2 | 0 | 0 | 2 | 5 |
| 7 | Cooper Bambling | Halfback | 66 | 0 | 0 | 0 | 0 | 0 | 1 | 0 | 0 | 0 | 0 | 0 | 0 | 1 | 0 | 0 | 19 | 0 | 25 | 7 | 5 | 0 | 2 | 1 | 9 |
| 8 | Jordan Grant | Prop | 52 | 0 | 0 | 0 | 0 | 0 | 4 | 52 | 0 | 26 | 0 | 0 | 0 | 2 | 0 | 0 | 0 | 0 | 36 | 4 | 3 | 0 | 2 | 0 | 1 |
| 9 | Kellen Jenner | Hooker | 62 | 0 | 0 | 0 | 0 | 0 | 4 | 15 | 0 | 7 | 0 | 0 | 0 | 0 | 0 | 0 | 0 | 0 | 39 | 4 | 5 | 0 | 3 | 2 | 6 |
| 10 | Nick Brown | Prop | 55 | 0 | 0 | 0 | 0 | 0 | 3 | 25 | 0 | 8 | 0 | 0 | 0 | 0 | 0 | 0 | 0 | 1 | 36 | 6 | 5 | 0 | 2 | 2 | 5 |
| 11 | Mitchell Dunn | 2nd Row | 63 | 0 | 0 | 0 | 0 | 0 | 4 | 13 | 0 | 5 | 0 | 0 | 0 | 1 | 0 | 0 | 0 | 1 | 29 | 8 | 4 | 0 | 0 | 3 | 3 |
| 12 | Shane Wright | 2nd Row | 80 | 0 | 0 | 0 | 0 | 0 | 1 | 8 | 0 | 2 | 0 | 0 | 0 | 0 | 0 | 0 | 0 | 0 | 30 | 4 | 7 | 0 | 2 | 2 | 9 |
| 13 | Tom Murphy | Lock | 56 | 0 | 0 | 0 | 0 | 0 | 3 | 36 | 0 | 6 | 0 | 0 | 0 | 1 | 0 | 0 | 0 | 0 | 26 | 2 | 3 | 0 | 1 | 1 | 5 |
| 14 | Jayden Hodges | Interchange | 55 | 0 | 0 | 0 | 0 | 0 | 4 | 31 | 4 | 5 | 0 | 0 | 0 | 0 | 1 | 0 | 15 | 1 | 33 | 4 | 1 | 0 | 0 | 0 | 3 |
| 16 | Bennett Leslie | Interchange | 34 | 0 | 0 | 0 | 0 | 0 | 5 | 54 | 0 | 22 | 0 | 0 | 0 | 2 | 0 | 0 | 0 | 0 | 19 | 2 | 1 | 0 | 0 | 7 | 3 |
| 17 | Brenden Treston | Interchange | 25 | 0 | 0 | 0 | 0 | 0 | 7 | 73 | 0 | 31 | 0 | 0 | 0 | 2 | 0 | 0 | 0 | 0 | 13 | 1 | 0 | 0 | 0 | 2 | 2 |
| 18 | Johnny Faletagoa'i | Interchange | 11 | 0 | 0 | 0 | 0 | 0 | 4 | 44 | 0 | 22 | 0 | 0 | 0 | 2 | 0 | 0 | 0 | 0 | 4 | 3 | 0 | 0 | 0 | 0 | 0 |

IPSWICH JETS



| No | Name | Player Position | Minutes | Tries | Goals | Field Goals | Goal % | Points | All Runs | All Run Metres | Dummy Half Runs | Post Contact Metres | Try Assists | Linebreak Assists | Linebreaks | Tacklebreaks | Kicks | Bomb Kicks | Kicking Metres | Offloads | Tackles | Missed Tackles | Ineffective Tackles | Try Saves (post) | Try Causes | Decoys (post) | Supports (post) |
|----|--------------------|-----------------|---------|-------|-------|-------------|--------|--------|----------|----------------|-----------------|---------------------|-------------|-------------------|------------|--------------|-------|------------|----------------|----------|---------|----------------|---------------------|------------------|------------|---------------|-----------------|
| 1 | Michael Purcell | Fullback | 80 | 2 | 0 | 0 | 0 | 8 | 8 | 64 | 1 | 21 | 0 | 0 | 0 | 1 | 0 | 0 | 0 | 0 | 3 | 1 | 0 | 0 | 0 | 2 | 21 |
| 2 | Marmin Barba | Winger | 80 | 2 | 9 | 0 | 81.82 | 26 | 5 | 61 | 0 | 4 | 1 | 0 | 1 | 1 | 1 | 0 | 25 | 0 | 2 | 1 | 0 | 0 | 0 | 3 | 14 |
| 3 | Ben White | Centre | 80 | 1 | 0 | 0 | 0 | 4 | 14 | 113 | 1 | 47 | 0 | 0 | 0 | 1 | 0 | 0 | 0 | 2 | 3 | 0 | 1 | 0 | 0 | 4 | 11 |
| 4 | Samuel Caslick | Centre | 80 | 1 | 0 | 0 | 0 | 4 | 9 | 55 | 0 | 14 | 0 | 0 | 0 | 6 | 1 | 0 | 0 | 2 | 2 | 2 | 2 | 0 | 0 | 3 | 16 |
| 5 | Richard Pandia | Winger | 80 | 1 | 0 | 0 | 0 | 4 | 21 | 183 | 5 | 61 | 0 | 0 | 1 | 6 | 0 | 0 | 0 | 2 | 1 | 0 | 0 | 0 | 0 | 7 | 23 |
| 6 | Chris Ash | Five-Eighth | 80 | 1 | 0 | 0 | 0 | 4 | 3 | 25 | 0 | 5 | 1 | 0 | 1 | 1 | 1 | 0 | 9 | 1 | 3 | 2 | 2 | 0 | 0 | 11 | 17 |
| 7 | Dane Phillips | Halfback | 80 | 0 | 0 | 0 | 0 | 0 | 2 | 0 | 0 | 0 | 2 | 0 | 0 | 0 | 16 | 6 | 306 | 0 | 4 | 3 | 0 | 0 | 0 | 9 | 14 |
| 8 | Tyson Lofipo | Prop | 46 | 0 | 0 | 0 | 0 | 0 | 17 | 187 | 0 | 76 | 0 | 0 | 0 | 6 | 0 | 0 | 0 | 2 | 8 | 0 | 0 | 0 | 0 | 4 | 0 |
| 9 | Jayden Connors | Hooker | 50 | 1 | 0 | 0 | 0 | 4 | 12 | 137 | 8 | 29 | 1 | 0 | 3 | 7 | 2 | 0 | 20 | 2 | 7 | 1 | 2 | 0 | 0 | 1 | 7 |
| 10 | Nathaniel Neale | Prop | 70 | 0 | 0 | 0 | 0 | 0 | 19 | 177 | 0 | 83 | 0 | 0 | 0 | 6 | 0 | 0 | 0 | 6 | 14 | 1 | 1 | 0 | 0 | 12 | 23 |
| 17 | Billy McConnachie | 2nd Row | 45 | 0 | 0 | 0 | 0 | 0 | 15 | 159 | 0 | 52 | 0 | 0 | 0 | 6 | 0 | 0 | 0 | 1 | 8 | 0 | 1 | 0 | 0 | 8 | 6 |
| 12 | Sebastian Pandia | 2nd Row | 56 | 0 | 0 | 0 | 0 | 0 | 16 | 120 | 1 | 55 | 0 | 0 | 0 | 6 | 0 | 0 | 0 | 1 | 8 | 0 | 1 | 0 | 0 | 11 | 12 |
| 13 | Ben Shea | Lock | 80 | 0 | 0 | 0 | 0 | 0 | 22 | 186 | 0 | 78 | 0 | 0 | 0 | 3 | 0 | 0 | 0 | 2 | 14 | 0 | 0 | 0 | 0 | 8 | 12 |
| 11 | Rowan Winterfield | Interchange | 35 | 0 | 0 | 0 | 0 | 0 | 9 | 99 | 0 | 38 | 0 | 0 | 0 | 1 | 0 | 0 | 0 | 1 | 16 | 1 | 0 | 0 | 0 | 7 | 3 |
| 16 | Fakahoko Teutau | Interchange | 37 | 0 | 0 | 0 | 0 | 0 | 8 | 51 | 0 | 18 | 0 | 0 | 0 | 2 | 0 | 0 | 0 | 1 | 8 | 2 | 0 | 0 | 0 | 2 | 7 |
| 18 | Wes Conlon | Interchange | 32 | 0 | 0 | 0 | 0 | 0 | 4 | 62 | 1 | 3 | 1 | 1 | 1 | 5 | 2 | 2 | 70 | 1 | 0 | 0 | 0 | 0 | 0 | 0 | 3 |
| 19 | Mitchell Carpenter | Interchange | 30 | 0 | 0 | 0 | 0 | 0 | 7 | 84 | 0 | 32 | 0 | 0 | 0 | 5 | 0 | 0 | 0 | 1 | 8 | 1 | 0 | 0 | 0 | 7 | 5 |