

MATCH REPORT

2018 INTRUST SUPER CUP - ROUND 17



PAPUA NEW GUINEA HUNTERS VS REDCLIFFE DOLPHINS



HUNTERS

LINEUP	PLAYER STATS			
	Mins	Tackles	Metres	Points
1 Edene GEBBIE	80	8	93	0
2 Junior Rau	80	7	51	4
3 Thompson Teteh	80	20	79	0
4 Willie Minoga	80	22	80	0
5 Brendon Gutono	80	4	57	4
6 Ase Boas	80	17	46	4
7 Watson Boas	80	25	72	4
8 Enock Maki	26	9	68	0
9 Wartovo Puara	68	27	51	0
10 Stanton Albert	36	21	48	0
11 Nixon Putt	80	30	142	0
12 Radley Brawa	80	52	132	0
13 Moses Meninga	49	21	74	0
14 Charlie Simon	41	11	1	0
15 Paul Wawa	21	5	38	0
16 Adex Wera	54	9	115	4
17 Dilbert Issac	25	11	85	0

TOP 3 PLAYERS STATS	
Made Tackles	
Radley Brawa	52
Nixon Putt	30
Wartovo Puara	27
Runs	
Radley Brawa	14
Nixon Putt	14
Adex Wera	13
Metres with Ball	
Nixon Putt	142
Radley Brawa	132
Adex Wera	115
Kicks In Play	
Ase Boas	11
Wartovo Puara	2
Watson Boas	2

GAME DATA

20 2018-07-08 28
OIL SEARCH NATIONAL FOOTBALL STADIUM

REFEREES

LIAM KENNEDY

HUN		POINT SCORING		DOL	
Scored	Missed			Missed	Scored
4		TRIES			5
2	2	CONVERSIONS		1	4
0	0	PENALTY GOALS		0	0
0	0	DROP GOALS		0	0



HUN	ATTACKING	DOL
143	RUNS	151
1240	RUN METRES	1400
4	LINEBREAKS	5
2	LINEBREAK ASSISTS	2

HUN	KICKING	DOL
17	KICKS	18
376	KICKING METRES	361
0	40/20	0

HUN	TACKLES	DOL
299	MADE	278
10	INEFFECTIVE	14
54	MISSED	27

HUN	ERRORS	DOL
7	ERRORS	8
6	PENALTIES AGAINST	6
0	SINBIN	0
0	SENT OFF	0

DOLPHINS

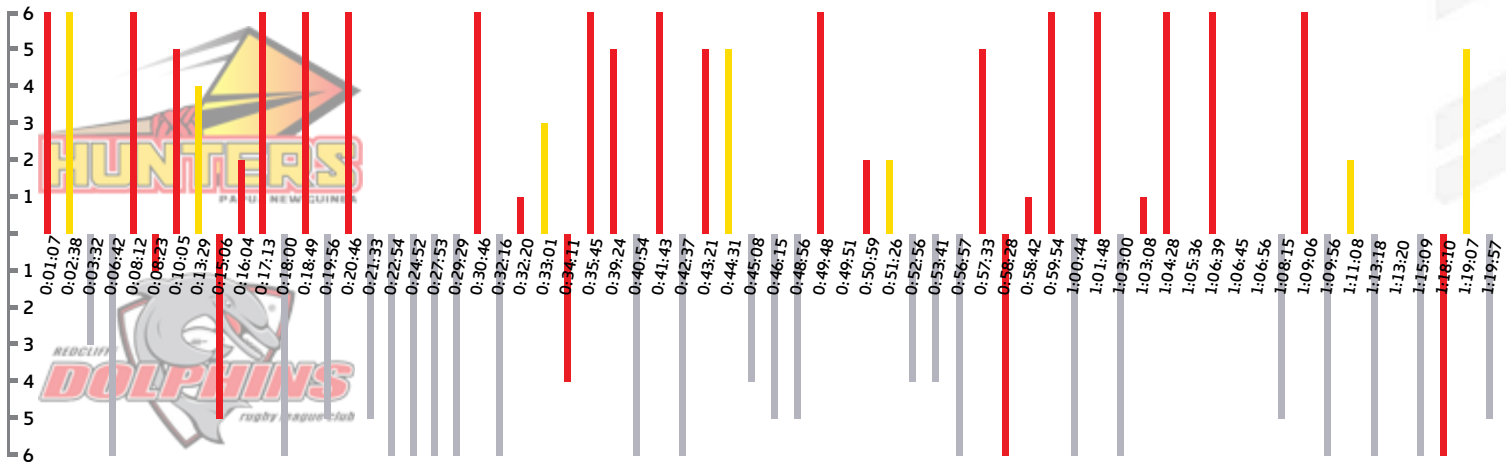
PLAYER STATS	LINEUP			
	Mins	Tackles	Metres	Points
80	1	94	4	Tony Tumusa 1
80	2	57	0	Jeremy Hawkins 2
80	12	99	0	Tom Opacic 3
80	10	91	0	Moses Pangai 4
80	3	52	4	Josh Beehag 5
80	9	64	8	Bryce Donovan 6
80	9	130	4	Cameron Cullen 7
41	25	83	0	Nathan Watts 8
56	19	36	0	Hugh Pratt 9
50	25	120	4	Sam Anderson 10
80	33	107	0	Toby Rudolf 11
44	19	71	0	Aaron Whitchurch 12
74	36	119	0	Jamil Hopoate 13
36	15	35	0	Samson Graham 14
39	24	111	0	James Taylor 15
30	22	67	4	Tom Geraghty 16
30	14	52	0	Sheldon Pitama 17

TOP 3 PLAYERS STATS	
Made Tackles	
36	Jamil Hopoate
33	Toby Rudolf
25	Sam Anderson
Runs	
15	Jamil Hopoate
13	Toby Rudolf
13	Cameron Cullen
Metres with Ball	
130	Cameron Cullen
120	Sam Anderson
119	Jamil Hopoate
Kicks In Play	
9	Cameron Cullen
4	Bryce Donovan
2	Samson Graham

MATCH REPORT

2018 INTRUST SUPER CUP - ROUND 17

HUNTERS				COMPLETIONS			DOLPHINS			
STAT TYPE	1	2	TOT	HUN	COMPLETION %	DOL	STAT TYPE	1	2	TOT
Complete Sets	11	12	23	72%			Complete Sets	10	15	25
Incomplete Sets	3	6	9				Incomplete Sets	3	5	8
Completion %	79%	67%	72%				Completion %	77%	75%	76%



KEY

Complete
Incomplete

Hunters
Hunters



Dolphins
Dolphins

Complete
Incomplete

HUNTERS							RUNNING METRES				DOLPHINS						
LINEUP	ALL RUNS	ALL RUN METRES	D/H RUNS	D/H RUN METRES	P/C RUN METRES	L/E RUNS	HUN	AVERAGE SET RUN DISTANCE	DOL	LINEUP	ALL RUNS	ALL RUN METRES	D/H RUNS	D/H RUN METRES	P/C RUN METRES	L/E RUNS	
Edene GEBBIE	9	93	1	4	26	0	39m		42m	Tony Tumusa	9	94	2	22	10	0	
Junior Rau	6	51	0	0	14	0				Jeremy Hawkins	7	57	2	16	13	0	
Thompson Tete	9	79	0	0	25	0	HUN	ALL RUN (M)	DOL	Tom Opacic	10	99	3	25	39	0	
Willie Minoga	11	80	0	0	25	0	201	BACK THREE	203	Moses Pangai	8	91	1	5	30	0	
Brendon Gutono	7	57	0	0	21	0	159	CENTRES	190	Josh Beehag	7	52	1	7	24	0	
Ase Boas	7	46	0	0	8	4	118	HALVES	194	Bryce Donovan	6	64	0	0	22	0	
Watson Boas	7	72	1	12	13	1	348	EDGE FORWARDS/LOCK	297	Cameron Cullen	13	130	3	25	15	1	
Enock Maki	6	68	0	0	25	0	116	PROPS	203	Nathan Watts	10	83	0	0	28	0	
Wartovo Puaa	9	51	2	13	12	2	51	HOKKER	36	Hugh Pratt	5	36	3	14	7	2	
Stanton Albert	6	48	0	0	16	0	239	INTERCHANGE	265	Sam Anderson	12	120	0	0	47	0	
Nixon Putt	14	142	0	0	38	2	HUN	DUMMY HALF (M)	DOL	Toby Rudolf	13	107	0	0	40	0	
Radley Brawa	14	132	0	0	47	0	4	BACK THREE	45	Aaron Whitchurch	7	71	0	0	30	0	
Moses Meninga	10	74	0	0	24	0	0	CENTRES	30	Jamil Hopoate	15	119	0	0	35	0	
Charlie Simon	2	1	0	0	0	1	12	HALVES	25	Samson Graham	4	35	0	0	16	0	
Paul Wawa	5	38	0	0	16	0	0	EDGE FORWARDS/LOCK	0	James Taylor	10	111	1	11	34	0	
Adex Wera	13	115	2	16	25	1	0	PROPS	0	Tom Geraghty	8	67	0	0	21	0	
Dilbert Issac	8	85	0	0	37	0	0	HOKKER	14	Sheldon Pitama	7	52	3	19	13	1	
							13	INTERCHANGE	30								
							16										

MATCH REPORT

2018 INTRUST SUPER CUP - ROUND 17

HUNTERS

LINEUP	RECEIPTS	PASSES	PASSES/RUN	DUMMY PASSES	KICKS	KICK METRES	LONG KICKS SPACE
Edene GEBBIE	14	2	0.22	2	0	0	0
Junior Rau	9	2	0.33	0	0	0	0
Thompson Tete	11	2	0.22	1	0	0	0
Willie Minoga	12	1	0.09	1	1	0	0
Brendon Gutono	8	0	0	2	0	0	0
Ase Boas	38	26	3.71	4	11	261	1
Watson Boas	35	27	3.86	5	2	54	1
Enock Maki	7	1	0.17	1	0	0	0
Wartovo Puara	51	46	5.11	5	2	2	0
Stanton Albert	6	0	0	0	0	0	0
Nixon Putt	15	4	0.29	0	0	0	0
Radley Brawa	15	1	0.07	2	0	0	0
Moses Meninga	10	0	0	0	0	0	0
Charlie Simon	53	54	27	3	1	57	1
Paul Wawa	5	0	0	0	0	0	0
Adex Wera	16	3	0.23	4	0	0	0
Dilbert Issac	8	0	0	0	0	0	0

PASSING/KICKING

HUN	PASSING	DOL
313	RECEIPTS	337
169	PASSES	170
7	SHIFTS LEFT	5
8	SHIFTS RIGHT	3
1.18	PASSES/RUN	1.13
30	DUMMY PASSES	57
7	OFFLOADS	7

HUN	KICKING	DOL
17	KICKS	18
376	KICKING METRES	361
1	BOMB KICKS	1
10	GRUBBER KICKS	10
2	CHIP KICKS	3
0	CROSSFIELD KICKS	0
3	FORCED DROPOUT KICKS	1
0	DEAD IN GOAL KICKS	0
3	LONG KICKS INTO SPACE	1

DOLPHINS

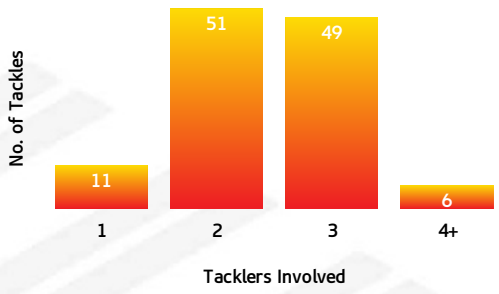
LINEUP	RECEIPTS	PASSES	PASSES/RUN	DUMMY PASSES	KICKS	KICK METRES	LONG KICKS SPACE
Tony Tumusa	17	6	0.67	2	0	0	0
Jeremy Hawkins	15	8	1.14	2	0	0	0
Tom Opacic	15	5	0.5	2	1	6	0
Mosese Pangai	9	1	0.12	0	0	0	0
Josh Beehag	12	2	0.29	2	1	4	0
Bryce Donovan	28	17	2.83	8	4	92	0
Cameron Cullen	41	22	1.69	9	9	214	1
Nathan Watts	11	1	0.1	1	0	0	0
Hugh Pratt	72	70	14	10	1	2	0
Sam Anderson	13	1	0.08	1	0	0	0
Toby Rudolf	15	1	0.08	1	0	0	0
Aaron Whitchurch	7	0	0	3	0	0	0
Jamil Hopoate	21	5	0.33	8	0	0	0
Samson Graham	6	0	0	0	2	41	0
James Taylor	10	0	0	0	0	0	0
Tom Geraghty	8	0	0	0	0	0	0
Sheldon Pitama	37	31	4.43	8	0	0	0

HUNTERS

TACKLING

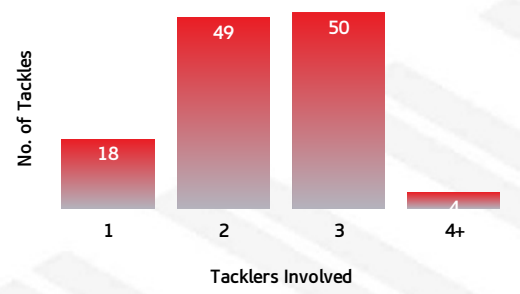
DOLPHINS

Hunters Tackling Breakdown



HUN	TACKLING	DOL
299	TACKLES MADE	278
10	INEFFECTIVE	14
54	MISSED	27
82.4	EFFECTIVE TACKLE %	87.1
11	ONE ON ONE TACKLES	18
51	2 MAN TACKLES	49
49	3 MAN TACKLES	50
6	4+ MAN TACKLES	4

Dolphins Tackling Breakdown

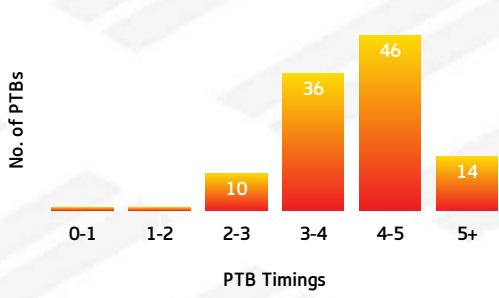


HUNTERS

PLAY THE BALL

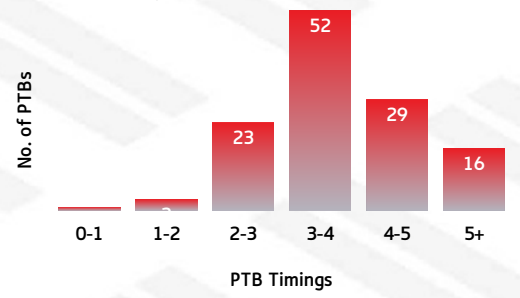
DOLPHINS

Hunters PTB Breakdown



HUN	PTB (SECONDS)	DOL
1	0-1 SECONDS	1
1	1-2 SECONDS	3
10	2-3 SECONDS	23
36	3-4 SECONDS	52
46	4-5 SECONDS	29
14	5+ SECONDS	16

Dolphins PTB Breakdown

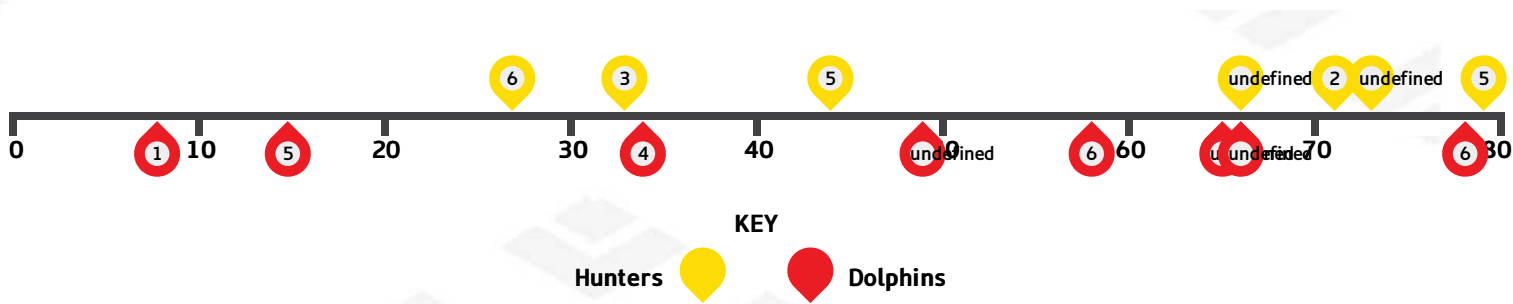


MATCH REPORT

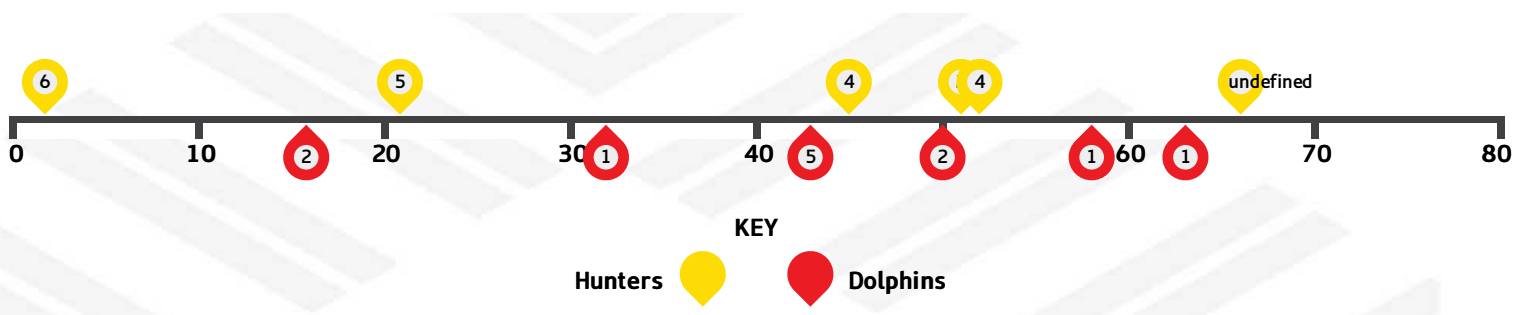
2018 INTRUST SUPER CUP - ROUND 17

HUNTERS								NEGATIVE PLAY			DOLPHINS							
LINEUP	ERRORS	PENALTIES	PTB PENALTIES	GENERAL PENALTIES	F/PLAY PENALTIES	OFFSIDE PENALTIES	HUN	NEGATIVE PLAY	DOL	LINEUP	ERRORS	PENALTIES	PTB PENALTIES	GENERAL PENALTIES	F/PLAY PENALTIES	OFFSIDE PENALTIES		
Edene GEBBIE	2	1	0	0	0	1	7	ERRORS	8	Tony Tumusa	3	0	0	0	0	0		
Junior Rau	0	0	0	0	0	0	6	PENALTIES (TOTAL)	6	Jeremy Hawkins	0	0	0	0	0	0		
Thompson Tete	2	0	0	0	0	0	1	PTB DEFENCE PENALTIES	3	Tom Opacic	0	0	0	0	0	0		
Willie Minoga	0	0	0	0	0	0	1	GENERAL PLAY PENALTIES	1	Mosese Pangai	0	1	1	0	0	0		
Brendon Gutono	0	0	0	0	0	0	1	FOUL PLAY PENALTIES	1	Josh Beehag	1	2	1	1	0	0		
Ase Boas	1	0	0	0	0	0	4	OFFSIDE PENALTIES	1	Bryce Donovan	0	0	0	0	0	0		
Watson Boas	0	0	0	0	0	0	0	SCRUM PENALTIES	0	Cameron Cullen	1	0	0	0	0	0		
Enock Maki	0	0	0	0	0	0	0	ON REPORTS	1	Nathan Watts	0	0	0	0	0	0		
Wartovo Puara	0	1	0	1	1	0	0	SIN BINS	0	Hugh Pratt	1	0	0	0	0	0		
Stanton Albert	0	0	0	0	0	0	0	SEND OFFS	0	Sam Anderson	0	1	0	0	0	1		
Nixon Putt	0	0	0	0	0	0	0			Toby Rudolf	0	0	0	0	0	0		
Radley Brawa	0	1	0	0	0	1				Aaron Whitchurch	0	0	0	0	0	0		
Moses Meninga	0	0	0	0	0	0				Jamil Hopoate	1	0	0	0	0	0		
Charlie Simon	0	2	1	0	0	1				Samson Graham	0	0	0	0	0	0		
Paul Wawa	0	0	0	0	0	0				James Taylor	0	1	1	0	0	0		
Adex Wera	2	1	0	0	0	1				Tom Geraghty	0	0	0	0	0	0		
Dilbert Issac	0	0	0	0	0	0				Sheldon Pitama	1	1	0	0	1	0		

ERROR TIMELINE




PENALTY TIMELINE



MATCH REPORT


2018 INTRUST SUPER CUP - ROUND 17

PAPUA NEW GUINEA HUNTERS



No	Name	Player Position	Minutes	Tries	Goals	Field Goals	Goal %	Points	All Runs	All Run Metres	Dummy Half Runs	Post Contact Metres	Try Assists	Linebreak Assists	Linebreaks	Tacklebreaks	Kicks	Bomb Kicks	Kicking Metres	Offloads	Tackles	Missed Tackles	Ineffective Tackles	Try Saves (post)	Try Causes	Decoys (post)	Supports (post)
1	Edene GEBBIE	Fullback	80	0	0	0	0	0	9	93	1	26	0	0	0	3	0	0	0	0	8	1	0	0	0	0	15
2	Junior Rau	Winger	80	1	0	0	0	4	6	51	0	14	0	0	1	1	0	0	0	0	7	1	1	0	0	0	9
3	Thompson Teteh	Centre	80	0	0	0	0	0	9	79	0	25	0	0	0	1	0	0	0	0	20	2	1	0	0	0	8
4	Willie Minoga	Centre	80	0	0	0	0	0	11	80	0	25	0	0	0	3	1	0	0	1	22	5	1	0	1	4	11
5	Brendon Gutono	Winger	80	1	0	0	0	4	7	57	0	21	0	0	0	6	0	0	0	0	4	3	0	0	1	0	10
6	Ase Boas	Five-Eighth	80	0	2	0	50	4	7	46	0	8	1	1	0	2	11	1	261	0	17	2	2	0	2	3	7
7	Watson Boas	Halfback	80	1	0	0	0	4	7	72	1	13	0	0	0	2	2	0	54	2	25	7	0	0	0	1	9
8	Enock Maki	Prop	26	0	0	0	0	0	6	68	0	25	0	0	0	1	0	0	0	0	9	1	0	0	1	1	4
9	Wartovo Puara	Hooker	68	0	0	0	0	0	9	51	2	12	1	0	1	2	2	0	2	0	27	4	0	0	0	1	2
10	Stanton Albert	Prop	36	0	0	0	0	0	6	48	0	16	0	0	0	0	0	0	0	1	21	1	1	0	0	6	5
11	Nixon Putt	2nd Row	80	0	0	0	0	0	14	142	0	38	2	1	1	3	0	0	0	0	30	12	1	0	2	0	8
12	Radley Brawa	2nd Row	80	0	0	0	0	0	14	132	0	47	0	0	0	1	0	0	0	0	52	3	2	0	1	6	13
13	Moses Meninga	Lock	49	0	0	0	0	0	10	74	0	24	0	0	0	0	0	0	0	3	21	3	0	0	0	7	3
14	Charlie Simon	Interchange	41	0	0	0	0	0	2	1	0	0	0	0	0	0	1	0	57	0	11	3	0	0	0	2	2
15	Paul Wawa	Interchange	21	0	0	0	0	0	5	38	0	16	0	0	0	0	0	0	0	0	5	1	0	0	0	0	5
16	Adex Wera	Interchange	54	1	0	0	0	4	13	115	2	25	0	0	1	0	0	0	0	0	9	2	1	0	1	0	5
17	Dilbert Issac	Interchange	25	0	0	0	0	0	8	85	0	37	0	0	0	2	0	0	0	0	11	3	0	0	1	2	4

REDCLIFFE DOLPHINS



No	Name	Player Position	Minutes	Tries	Goals	Field Goals	Goal %	Points	All Runs	All Run Metres	Dummy Half Runs	Post Contact Metres	Try Assists	Linebreak Assists	Linebreaks	Tacklebreaks	Kicks	Bomb Kicks	Kicking Metres	Offloads	Tackles	Missed Tackles	Ineffective Tackles	Try Saves (post)	Try Causes	Decoys (post)	Supports (post)
1	Tony Tumusa	Fullback	80	1	0	0	0	4	9	94	2	10	0	0	1	7	0	0	0	2	1	0	0	0	1	1	4
2	Jeremy Hawkins	Winger	80	0	0	0	0	0	7	57	2	13	0	0	0	1	0	0	0	0	2	1	0	0	0	0	11
3	Tom Opacic	Centre	80	0	0	0	0	0	10	99	3	39	1	1	0	4	1	0	6	2	12	2	2	0	0	0	8
4	Mosese Pangai	Centre	80	0	0	0	0	0	8	91	1	30	0	0	0	5	0	0	0	1	10	1	0	0	1	0	9
5	Josh Beehag	Winger	80	1	0	0	0	4	7	52	1	24	0	0	1	4	1	0	4	0	3	2	0	0	1	2	7
6	Bryce Donovan	Five-Eighth	80	0	4	0	80	8	6	64	0	22	1	1	0	5	4	0	92	0	9	1	0	0	0	1	11
7	Cameron Cullen	Halfback	80	1	0	0	0	4	13	130	3	15	0	0	1	7	9	1	214	0	9	6	0	0	0	0	10
8	Nathan Watts	Prop	41	0	0	0	0	0	10	83	0	28	0	0	0	0	0	0	0	0	25	0	1	0	1	2	5
9	Hugh Pratt	Hooker	56	0	0	0	0	0	5	36	3	7	0	0	0	1	1	0	2	0	19	1	3	0	0	0	1
10	Sam Anderson	Prop	50	1	0	0	0	4	12	120	0	47	0	0	1	3	0	0	0	0	25	1	1	0	0	1	7
11	Toby Rudolf	2nd Row	80	0	0	0	0	0	13	107	0	40	0	0	0	3	0	0	0	1	33	4	1	0	0	5	10
12	Aaron Whitchurch	2nd Row	44	0	0	0	0	0	7	71	0	30	0	0	0	2	0	0	0	0	19	3	1	0	2	1	5
13	Jamil Hopoate	Lock	74	0	0	0	0	0	15	119	0	35	0	0	0	3	0	0	0	1	36	3	3	0	1	6	13
14	Samson Graham	Interchange	36	0	0	0	0	0	4	35	0	16	0	0	0	3	2	0	41	0	15	0	2	0	0	0	7
15	James Taylor	Interchange	39	0	0	0	0	0	10	111	1	34	0	0	0	1	0	0	0	0	24	0	0	0	0	7	3
16	Tom Geraghty	Interchange	30	1	0	0	0	4	8	67	0	21	0	0	1	4	0	0	0	0	22	0	0	0	0	6	8
17	Sheldon Pitama	Interchange	30	0	0	0	0	0	7	52	3	13	0	0	0	1	0	0	0	0	14	2	0	0	0	0	4