

# MATCH REPORT

## 2018 INTRUST SUPER CUP - ROUND 11

Tweed Heads



### TWEED HEADS SEAGULLS VS NORTHERN PRIDE



#### SEAGULLS

LINEUP	PLAYER STATS			
	Mins	Tackles	Metres	Points
1 Brendan Elliot	80	3	157	0
2 Ryland Jacobs	80	2	131	0
4 Konrad Hurrell	80	9	117	0
3 Brayden McGrady	80	8	84	4
5 Kiah Cooper	80	2	110	4
6 Lindon McGrady	80	24	20	8
7 Kane Elgey	80	12	54	4
18 Leilani Latu	54	18	112	4
17 Eli Levido	49	18	25	0
16 Cheyne Whitelaw	66	45	121	0
11 Lamar Liolevave	80	20	97	0
12 Ryan Simpkins	80	33	67	0
13 Maia Sands	48	21	46	0
8 Jarrod Morfett	25	15	59	0
9 Sam Meskell	31	14	32	0
15 Jack Cook	32	17	24	4
10 Tristan Lumley	15	10	63	0

TOP 3 PLAYERS STATS	
<b>Made Tackles</b>	
Cheyne Whitelaw	45
Ryan Simpkins	33
Lindon McGrady	24
<b>Runs</b>	
Brendan Elliot	17
Cheyne Whitelaw	15
Ryland Jacobs	14
<b>Metres with Ball</b>	
Brendan Elliot	157
Ryland Jacobs	131
Cheyne Whitelaw	121
<b>Kicks In Play</b>	
Lindon McGrady	10
Kane Elgey	5
Eli Levido	2

#### GAME DATA

**28** 2018-05-20 **22**  
PIGGABEEN SPORTS  
COMPLEX

#### REFEREES

JARROD COLE  
BELINDA SLEEMAN

THS		POINT SCORING		PRI	
Scored	Missed			Missed	Scored
5		TRIES			4
4	1	CONVERSIONS		1	3
0	0	PENALTY GOALS		0	0
0	0	DROP GOALS		0	0



THS	ATTACKING		PRI
151	RUNS		160
1328	RUN METRES		1460
3	LINEBREAKS		5
1	LINEBREAK ASSISTS		5

THS	KICKING		PRI
17	KICKS		12
440	KICKING METRES		242
0	40/20		0

THS	TACKLES		PRI
271	MADE		276
33	INEFFECTIVE		6
28	MISSED		24

THS	ERRORS		PRI
10	ERRORS		14
11	PENALTIES AGAINST		5
0	SINBIN		0
0	SENT OFF		0

#### PRIDE

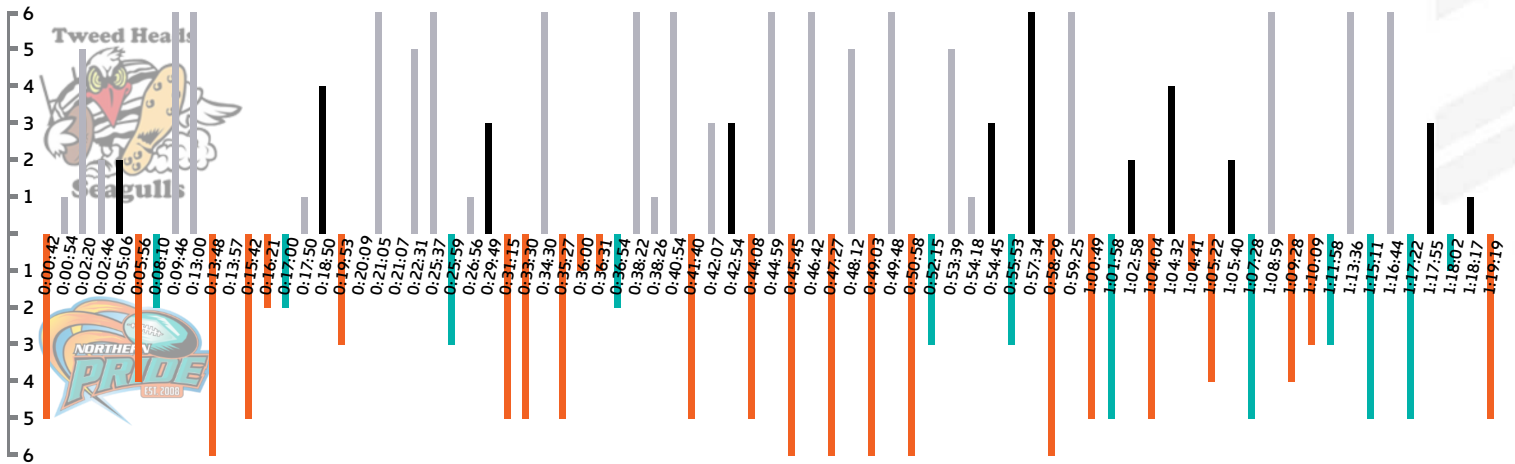
PLAYER STATS	LINEUP			
	Mins	Tackles	Metres	Points
66	1	89	0	Jack Murphy 1
80	11	134	4	Murray Taulagi 2
80	19	90	0	Brett Anderson 3
80	9	155	0	Javid Bowen 4
80	7	131	0	Enari Tuala 5
80	12	83	6	Jake Clifford 6
80	24	20	0	Jordan Biondi-Odi 7
42	19	98	0	William Bugden 8
80	32	46	0	Ryan Ghietti 9
43	13	151	0	David Murphy 10
80	29	71	4	Tom Hancock 11
80	22	91	4	Nathan Wales 14
57	25	118	0	Graham Clark 13
37	17	23	0	James Clark 12
27	14	60	0	Sheldon Powe-Hobbs 15
11	4	38	4	Troy Kapea 16
36	18	51	0	Emry Pere 17

TOP 3 PLAYERS STATS	
<b>Made Tackles</b>	
32	Ryan Ghietti
29	Tom Hancock
25	Graham Clark
<b>Runs</b>	
15	Javid Bowen
15	Murray Taulagi
14	David Murphy
<b>Metres with Ball</b>	
155	Javid Bowen
151	David Murphy
134	Murray Taulagi
<b>Kicks In Play</b>	
6	Jake Clifford
4	Jordan Biondi-Odi
1	Tom Hancock

# MATCH REPORT

## 2018 INTRUST SUPER CUP - ROUND 11

SEAGULLS				COMPLETIONS			PRIDE			
STAT TYPE	1	2	TOT	THS	COMPLETION %	PRI	STAT TYPE	1	2	TOT
Complete Sets	13	12	25	68%			Complete Sets	11	14	25
Incomplete Sets	4	8	12				Incomplete Sets	6	8	14
Completion %	76%	60%	68%				Completion %	65%	64%	64%



KEY

Complete Seagulls (Grey), Incomplete Seagulls (Black), Complete Pride (Orange), Incomplete Pride (Teal)

SEAGULLS							RUNNING METRES				PRIDE						
LINEUP	ALL RUNS	ALL RUN METRES	D/H RUNS	D/H RUN METRES	P/C RUN METRES	L/E RUNS	THS	AVERAGE SET RUN DISTANCE	PRI	LINEUP	ALL RUNS	ALL RUN METRES	D/H RUNS	D/H RUN METRES	P/C RUN METRES	L/E RUNS	
Brendan Elliot	17	157	2	21	37	0	36m			Jack Murphy	12	89	0	0	32	0	
Ryland Jacobs	14	131	2	17	55	0				Murray Taulagi	15	134	3	26	49	0	
Konrad Hurrell	11	117	1	1	55	1	THS	ALL RUN (M)	PRI	Brett Anderson	13	90	1	7	31	0	
Brayden McGrady	9	84	3	25	21	2				398	BACK THREE	354	Javid Bowen	15	155	0	0
Kiah Cooper	12	110	3	16	39	0	201	CENTRES	245	Enari Tuala	11	131	2	26	23	1	
Lindon McGrady	4	20	0	0	0	3	74	HALVES	103	Jake Clifford	10	83	0	0	17	4	
Kane Elgey	9	54	0	0	8	5	210	EDGE FORWARDS/LOCK	280	Jordan Biondi-Odi	4	20	0	0	3	0	
Leilani Latu	13	112	0	0	43	0	233	PROPS	249	William Bugden	10	98	0	0	36	0	
Eli Levido	1	25	1	25	0	0	25	HOOKEER	46	Ryan Ghietti	8	46	4	17	9	2	
Cheyne Whitelaw	15	121	0	0	39	0	178	INTERCHANGE	172	David Murphy	14	151	0	0	57	0	
Lamar Liolovave	11	97	0	0	40	2	THS	DUMMY HALF (M)	PRI	Tom Hancock	8	71	1	11	21	0	
Ryan Simpkins	9	67	0	0	23	1				54	BACK THREE	52	Nathan Wales	10	91	1	15
Maia Sands	7	46	0	0	14	0	26	CENTRES	7	Graham Clark	10	118	0	0	44	0	
Jarrold Morfett	8	59	0	0	25	0	0	HALVES	0	James Clark	3	23	0	0	6	0	
Sam Meskell	2	32	1	13	5	0	0	EDGE FORWARDS/LOCK	26	Sheldon Powe-Hobb	6	60	0	0	27	0	
Jack Cook	3	24	0	0	9	0	0	PROPS	0	Troy Kapea	5	38	0	0	12	0	
Tristan Lumley	6	63	0	0	25	0	25	HOOKEER	17	Emry Pere	6	51	0	0	19	0	
							13	INTERCHANGE	0								

# MATCH REPORT

## 2018 INTRUST SUPER CUP - ROUND 11

### SEAGULLS

LINEUP	RECEIPTS	PASSES	PASSES/RUN	DUMMY PASSES	KICKS	KICK METRES	LONG KICKS	SPACE
Brendan Elliot	19	2	0.12	3	0	0	0	0
Ryland Jacobs	15	0	0	0	0	0	0	0
Konrad Hurrell	11	3	0.27	0	0	0	0	0
Brayden McGrady	12	7	0.78	1	0	0	0	0
Kiah Cooper	20	8	0.67	0	0	0	0	0
Lindon McGrady	34	25	6.25	2	10	302	4	
Kane Elgey	44	35	3.89	7	5	97	0	
Leilani Latu	13	0	0	4	0	0	0	0
Eli Levido	56	54	54	0	2	40	1	
Cheyne Whitelaw	17	2	0.13	1	0	0	0	0
Lamar Liolelava	12	2	0.18	1	0	0	0	0
Ryan Simpkins	11	3	0.33	0	0	0	0	0
Maia Sands	9	2	0.29	0	0	0	0	0
Jarrold Morfett	8	0	0	0	0	0	0	0
Sam Mesckell	38	37	18.5	1	0	0	0	0
Jack Cook	7	3	1	0	0	0	0	0
Tristan Lumley	6	0	0	1	0	0	0	0

### PASSING/KICKING

THS	PASSING	PRI
332	RECEIPTS	362
183	PASSES	200
12	SHIFTS LEFT	16
7	SHIFTS RIGHT	11
1.21	PASSES/RUN	1.25
21	DUMMY PASSES	37
4	OFFLOADS	18

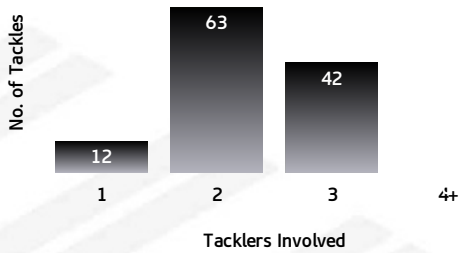
THS	KICKING	PRI
17	KICKS	12
440	KICKING METRES	242
1	BOMB KICKS	3
6	GRUBBER KICKS	3
2	CHIP KICKS	1
0	CROSSFIELD KICKS	0
0	FORCED DROPOUT KICKS	0
0	DEAD IN GOAL KICKS	0
5	LONG KICKS INTO SPACE	3

### PRIDE

LINEUP	RECEIPTS	PASSES	PASSES/RUN	DUMMY PASSES	KICKS	KICK METRES	LONG KICKS	SPACE
Jack Murphy	22	9	0.75	3	0	0	0	0
Murray Taulagi	22	8	0.53	1	0	0	0	0
Brett Anderson	21	6	0.46	1	0	0	0	0
Javid Bowen	18	5	0.33	0	0	0	0	0
Enari Tuala	24	13	1.18	0	0	0	0	0
Jake Clifford	35	22	2.2	10	6	147	2	
Jordan Biondi-Odi	36	29	7.25	3	4	76	1	
William Bugden	10	0	0	0	0	0	0	0
Ryan Ghietti	102	100	12.5	14	1	4	0	
David Murphy	16	2	0.14	2	0	0	0	0
Tom Hancock	10	1	0.12	0	1	14	0	0
Nathan Wales	11	1	0.1	1	0	0	0	0
Graham Clark	12	1	0.1	2	0	0	0	0
James Clark	4	1	0.33	0	0	0	0	0
Sheldon Powe-Hobb.	7	1	0.17	0	0	0	0	0
Troy Kapea	5	0	0	0	0	0	0	0
Emry Pere	7	1	0.17	0	0	0	0	0

### SEAGULLS

Seagulls Tackling Breakdown

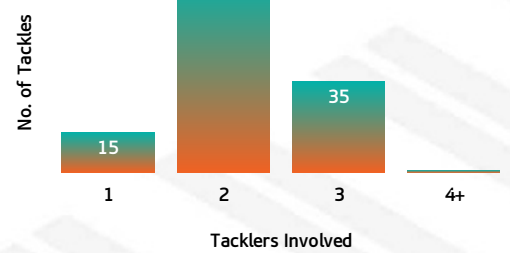


### TACKLING

THS	TACKLING	PRI
271	TACKLES MADE	276
33	INEFFECTIVE	6
28	MISSED	24
81.6	EFFECTIVE TACKLE %	90.2
12	ONE ON ONE TACKLES	15
63	2 MAN TACKLES	76
42	3 MAN TACKLES	35
0	4+ MAN TACKLES	1

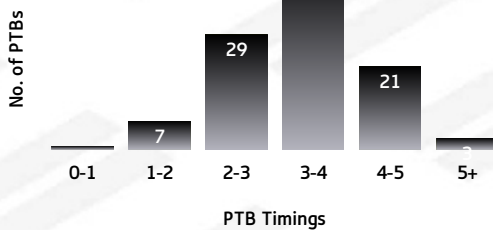
### PRIDE

Pride Tackling Breakdown



### SEAGULLS

Seagulls PTB Breakdown

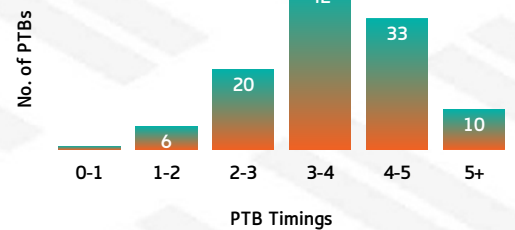


### PLAY THE BALL

THS	PTB (SECONDS)	PRI
1	0-1 SECONDS	1
7	1-2 SECONDS	6
29	2-3 SECONDS	20
50	3-4 SECONDS	42
21	4-5 SECONDS	33
3	5+ SECONDS	10

### PRIDE

Pride PTB Breakdown

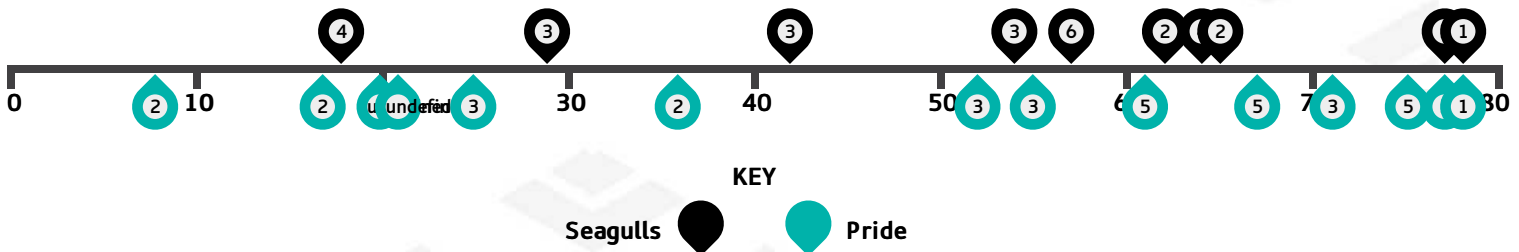


# MATCH REPORT

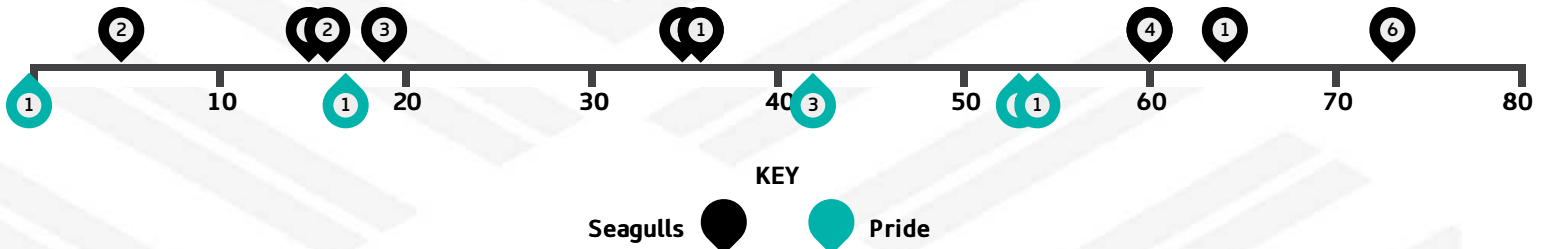
## 2018 INTRUST SUPER CUP - ROUND 11

SEAGULLS							NEGATIVE PLAY			PRIDE						
LINEUP	ERRORS	PENALTIES	PTB PENALTIES	GENERAL PENALTIES	F/PLAY PENALTIES	OFFSIDE PENALTIES	THS	NEGATIVE PLAY	PRI	LINEUP	ERRORS	PENALTIES	PTB PENALTIES	GENERAL PENALTIES	F/PLAY PENALTIES	OFFSIDE PENALTIES
Brendan Elliot	2	1	1	0	0	0	10	ERRORS	14	Jack Murphy	2	0	0	0	0	0
Ryland Jacobs	2	1	1	0	0	0	11	PENALTIES (TOTAL)	5	Murray Taulagi	0	0	0	0	0	0
Konrad Hurrell	0	0	0	0	0	0	9	PTB DEFENCE PENALTIES	4	Brett Anderson	2	1	1	0	0	0
Brayden McGrady	2	0	0	0	0	0	1	GENERAL PLAY PENALTIES	0	Javid Bowen	1	1	1	0	0	0
Kiah Cooper	0	1	0	1	0	0	0	FOUL PLAY PENALTIES	1	Enari Tuala	2	0	0	0	0	0
Lindon McGrady	1	1	1	0	0	0	1	OFFSIDE PENALTIES	0	Jake Clifford	1	0	0	0	0	0
Kane Elgey	0	1	1	0	0	0	0	SCRUM PENALTIES	0	Jordan Biondi-Odi	2	0	0	0	0	0
Leilani Latu	0	0	0	0	0	0	0	ON REPORTS	0	William Bugden	1	0	0	0	0	0
Eli Levido	0	0	0	0	0	0	0	SIN BINS	0	Ryan Ghietti	2	1	1	0	0	0
Cheyne Whitelaw	0	1	1	0	0	0	0	SEND OFFS	0	David Murphy	0	0	0	0	0	0
Lamar Liolevave	1	0	0	0	0	0				Tom Hancock	0	0	0	0	0	0
Ryan Simpkins	0	1	1	0	0	0				Nathan Wales	0	0	0	0	0	0
Maia Sands	1	0	0	0	0	0				Graham Clark	0	0	0	0	0	0
Jarrold Morfett	0	1	1	0	0	0				James Clark	0	0	0	0	0	0
Sam Mesckell	0	1	0	0	0	1				Sheldon Powe-Hobb.	0	1	1	0	0	0
Jack Cook	1	1	1	0	0	0				Troy Kapea	1	0	0	0	0	0
Tristan Lumley	0	1	1	0	0	0				Emry Pere	0	1	0	0	1	0

### ERROR TIMELINE



### PENALTY TIMELINE



# MATCH REPORT

## 2018 INTRUST SUPER CUP - ROUND 11

### TWEED HEADS SEAGULLS

Tweed Heads Seagulls		Minutes	Tries	Goals	Field Goals	Goal %	Points	All Runs	All Run Metres	Dummy Half Runs	Post Contact Metres	Try Assists	Linebreak Assists	Linebreaks	Tacklebreaks	Kicks	Bomb Kicks	Kicking Metres	Offloads	Tackles	Missed Tackles	Ineffective Tackles	Try Saves (post)	Try Causes	Decoys (post)	Supports (post)
1	Brendan Elliot	Fullback	80	0	0	0	0	17	157	2	37	0	0	0	0	0	0	0	1	3	1	1	0	0	1	7
2	Ryland Jacobs	Winger	80	0	0	0	0	14	131	2	55	0	0	0	3	0	0	0	0	2	1	1	0	1	0	11
4	Konrad Hurrell	Centre	80	0	0	0	0	11	117	1	55	1	1	0	1	0	0	0	0	9	2	3	0	0	0	6
3	Brayden McGrady	Centre	80	1	0	0	4	9	84	3	21	0	0	0	4	0	0	0	0	8	1	2	0	1	1	14
5	Kiah Cooper	Winger	80	1	0	0	4	12	110	3	39	0	0	1	6	0	0	0	0	2	1	0	0	0	0	5
6	Lindon McGrady	Five-Eighth	80	0	4	0	80	8	4	20	0	1	0	0	0	10	1	302	0	24	3	3	0	1	0	12
7	Kane Elgey	Halfback	80	1	0	0	4	9	54	0	8	0	0	0	2	5	0	97	0	12	2	1	0	0	0	7
18	Leilani Latu	Prop	54	1	0	0	4	13	112	0	43	0	0	1	4	0	0	0	1	18	2	1	0	1	4	4
17	Eli Levido	Hooker	49	0	0	0	0	1	25	1	0	0	0	1	1	2	0	40	0	18	3	2	0	1	0	0
16	Cheyne Whitelaw	Prop	66	0	0	0	0	15	121	0	39	0	0	0	1	0	0	0	0	45	1	3	0	0	4	12
11	Lamar Liolevave	2nd Row	80	0	0	0	0	11	97	0	40	0	0	0	0	0	0	0	0	20	2	1	0	0	2	8
12	Ryan Simpkins	2nd Row	80	0	0	0	0	9	67	0	23	0	0	0	0	0	0	0	1	33	2	3	0	1	4	3
13	Maia Sands	Lock	48	0	0	0	0	7	46	0	14	0	0	0	0	0	0	0	0	21	1	5	0	2	4	8
8	Jarrold Morfett	Interchange	25	0	0	0	0	8	59	0	25	0	0	0	1	0	0	0	1	15	1	1	0	0	2	4
9	Sam Meskell	Interchange	31	0	0	0	0	2	32	1	5	0	0	0	1	0	0	0	0	14	4	3	0	0	0	2
15	Jack Cook	Interchange	32	1	0	0	4	3	24	0	9	0	0	0	0	0	0	0	0	17	1	3	0	0	1	6
10	Tristan Lumley	Interchange	15	0	0	0	0	6	63	0	25	0	0	0	0	0	0	0	0	10	0	0	0	0	0	1

### NORTHERN PRIDE

Northern Pride		Minutes	Tries	Goals	Field Goals	Goal %	Points	All Runs	All Run Metres	Dummy Half Runs	Post Contact Metres	Try Assists	Linebreak Assists	Linebreaks	Tacklebreaks	Kicks	Bomb Kicks	Kicking Metres	Offloads	Tackles	Missed Tackles	Ineffective Tackles	Try Saves (post)	Try Causes	Decoys (post)	Supports (post)
1	Jack Murphy	Fullback	66	0	0	0	0	12	89	0	32	0	0	0	3	0	0	0	0	1	0	0	0	2	0	14
2	Murray Taulagi	Winger	80	1	0	0	4	15	134	3	49	0	0	1	6	0	0	0	1	11	1	0	0	0	0	5
3	Brett Anderson	Centre	80	0	0	0	0	13	90	1	31	1	1	0	2	0	0	0	1	19	4	0	0	1	0	2
4	Javid Bowen	Centre	80	0	0	0	0	15	155	0	56	0	0	0	3	0	0	0	7	9	0	1	0	1	1	7
5	Enari Tuala	Winger	80	0	0	0	0	11	131	2	23	0	0	0	1	0	0	0	0	7	1	0	0	0	3	12
6	Jake Clifford	Five-Eighth	80	0	3	0	75	6	10	83	0	17	1	1	2	6	2	147	2	12	3	1	0	0	0	9
7	Jordan Biondi-Odi	Halfback	80	0	0	0	0	4	20	0	3	1	1	0	1	4	1	76	0	24	4	1	0	0	0	6
8	William Bugden	Prop	42	0	0	0	0	10	98	0	36	0	0	0	1	0	0	0	0	19	0	0	0	0	3	6
9	Ryan Ghiatti	Hooker	80	0	0	0	0	8	46	4	9	1	1	0	1	1	0	4	0	32	3	1	0	0	0	3
10	David Murphy	Prop	43	0	0	0	0	14	151	0	57	0	0	0	1	0	0	0	5	13	2	1	0	1	3	6
11	Tom Hancock	2nd Row	80	1	0	0	4	8	71	1	21	0	0	1	1	1	0	14	1	29	1	0	0	1	6	6
14	Nathan Wales	2nd Row	80	1	0	0	4	10	91	1	36	0	0	1	2	0	0	0	0	22	0	0	0	1	6	16
13	Graham Clark	Lock	57	0	0	0	0	10	118	0	44	0	0	0	0	0	0	0	0	25	2	1	0	1	1	5
12	James Clark	Interchange	37	0	0	0	0	3	23	0	6	0	0	0	1	0	0	0	0	17	1	0	0	0	5	19
15	Sheldon Powe-Hobbs	Interchange	27	0	0	0	0	6	60	0	27	0	0	0	1	0	0	0	0	14	1	0	0	0	3	3
16	Troy Kapea	Interchange	11	1	0	0	4	5	38	0	12	0	0	1	2	0	0	0	1	4	0	0	0	0	2	2
17	Emry Pere	Interchange	36	0	0	0	0	6	51	0	19	0	1	0	0	0	0	0	0	18	1	0	0	0	1	2